

PROCIDA, WHPS

Технические характеристики

По вопросам продаж и поддержки обращайтесь:

Алматы (7273)495-231
Ангарск (3955)60-70-56
Архангельск (8182)63-90-72
Астрахань (8512)99-46-04
Барнаул (3852)73-04-60
Белгород (4722)40-23-64
Благовещенск (4162)22-76-07
Брянск (4832)59-03-52
Владивосток (423)249-28-31
Владикавказ (8672)28-90-48
Владимир (4922)49-43-18
Волгоград (844)278-03-48
Вологда (8172)26-41-59
Воронеж (473)204-51-73
Екатеринбург (343)384-55-89
Иваново (4932)77-34-06
Ижевск (3412)26-03-58
Иркутск (395)279-98-46
Казань (843)206-01-48

Россия +7(495)268-04-70

Калининград (4012)72-03-81
Калуга (4842)92-23-67
Кемерово (3842)65-04-62
Киров (8332)68-02-04
Коломна (4966)23-41-49
Кострома (4942)77-07-48
Краснодар (861)203-40-90
Красноярск (391)204-63-61
Курск (4712)77-13-04
Курган (3522)50-90-47
Липецк (4742)52-20-81
Магнитогорск (3519)55-03-13
Москва (495)268-04-70
Мурманск (8152)59-64-93
Набережные Челны (8552)20-53-41
Нижний Новгород (831)429-08-12
Новокузнецк (3843)20-46-81
Ноябрьск (3496)41-32-12
Новосибирск (383)227-86-73

Киргизия +996(312)-96-26-47

Омск (3812)21-46-40
Орел (4862)44-53-42
Оренбург (3532)37-68-04
Пенза (8412)22-31-16
Петрозаводск (8142)55-98-37
Псков (8112)59-10-37
Пермь (342)205-81-47
Ростов-на-Дону (863)308-18-15
Рязань (4912)46-61-64
Самара (846)206-03-16
Саранск (8342)22-96-24
Санкт-Петербург (812)309-46-40
Саратов (845)249-38-78
Севастополь (8692)22-31-93
Симферополь (3652)67-13-56
Смоленск (4812)29-41-54
Сочи (862)225-72-31
Ставрополь (8652)20-65-13
Сургут (3462)77-98-35

Казахстан +7(7172)727-132

Сыктывкар (8212)25-95-17
Тамбов (4752)50-40-97
Тверь (4822)63-31-35
Тольятти (8482)63-91-07
Томск (3822)98-41-53
Тула (4872)33-79-87
Тюмень (3452)66-21-18
Ульяновск (8422)24-23-59
Улан-Удэ (3012)59-97-51
Уфа (347)229-48-12
Хабаровск (4212)92-98-04
Чебоксары (8352)28-53-07
Челябинск (351)202-03-61
Череповец (8202)49-02-64
Чита (3022)38-34-83
Якутск (4112)23-90-97
Ярославль (4852)69-52-93

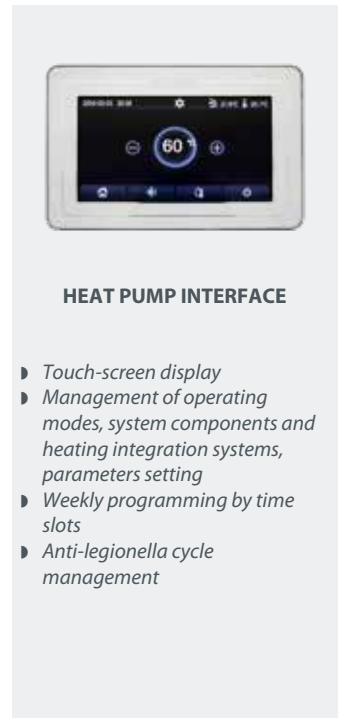

PROCIDA AWM

INVERTER AIR-TO-WATER MONOBLOC HEAT PUMP
WATER PRODUCTION FOR HEATING AND COOLING



- ▶ **CLASS A+++ for models X6 - X8 - X10 - X12 and T12. CLASS A++ for models X14 - X16 - T14 - T16 (for average climate conditions and for low-temperature application, according to EU regulation 811/2013, EN 14825)**
- ▶ **High COP for heating performance**
- ▶ **Touch-screen control panel with user interface provided as standard. To be installed inside the house**
- ▶ **Compact size and outdoor installation monobloc (the whole system is included in a single body, the higher power sizes are also single-fan)**
- ▶ **Reduced impact on global warming thanks to the use of R32 gas (GWP = 675)**
- ▶ **It can be combined with tanks for the production of DHW, heating elements and back-up boilers**
- ▶ **Included in the price: heat pump, control panel, water filter and tank probe**
-) Integrated hydraulic unit with expansion vessel, high efficiency pump, plate exchanger, flow switch, vent and safety valve
-) Twin rotary DC inverter compressor and brushless DC inverter axial fan
-) Hydrophilic treated finned coil - Improved resistance to corrosion and condensation formation prevention
-) Management of 3-way valve (not included) for hot water production
-) Electronic expansion valve for refrigerant fluid optimisation
-) Heating element on the base (prevents ice formation)
-) Climate control and "Quiet" function for silent mode

Available in the following models:



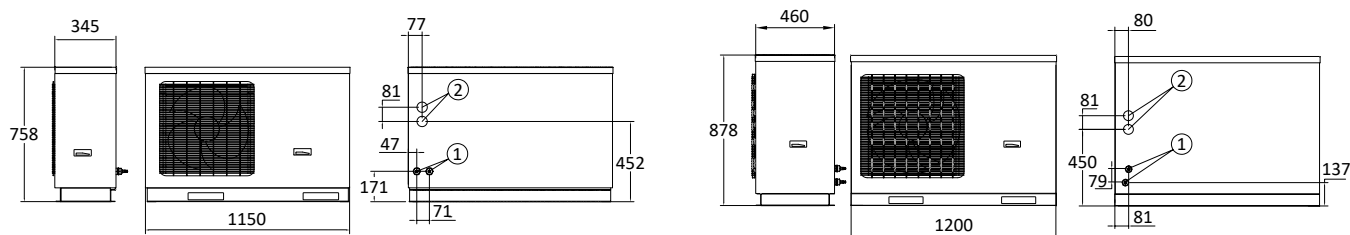
HEAT PUMP INTERFACE

- ▶ Touch-screen display
- ▶ Management of operating modes, system components and heating integration systems, parameters setting
- ▶ Weekly programming by time slots
- ▶ Anti-legionella cycle management

Model	Refrigerant Gas	Code	Power supply	Nominal heating capacity (1)		Seasonal energy efficiency class of ambient heating (2)		Packaging dimensions W x H x D mm	Gross weight kg
				Water T 35°C kW	Water T 55°C kW	Water T 35°C	Water T 55°C		
AWM X6	R32	DPBXXXAW06	Single-phase	6,00	5,52	A+++	A++	1258x900x488	109
AWM X8	R32	DPBXXXAW08	Single-phase	7,50	6,90	A+++	A++	1258x900x488	109
AWM X10	R32	DPBXXXAW10	Single-phase	10,00	9,20	A+++	A++	1288x1020x588	166
AWM X12	R32	DPBXXXAW12	Single-phase	12,00	11,04	A+++	A++	1288x1020x588	166
AWM X14	R32	DPBXXXAW14	Single-phase	14,00	12,88	A++	A++	1288x1020x588	166
AWM X16	R32	DPBXXXAW16	Single-phase	15,50	14,26	A++	A++	1288x1020x588	166
AWM T12	R32	DPBXXTAW12	Three-phase	12,00	11,04	A+++	A++	1288x1020x588	166
AWM T14	R32	DPBXXTAW14	Three-phase	14,00	12,88	A++	A++	1288x1020x588	166
AWM T16	R32	DPBXXTAW16	Three-phase	15,50	14,26	A++	A++	1288x1020x588	166

(1) Outdoor air T 7°C dry bulb/6°C wet bulb
Inlet water T / outlet water T: 30 / 35 °C - Inlet water T / outlet water T: 50 / 55°C
According to EN 14511
(2) According to EN 14825

DIMENSIONS AND CONNECTION CENTRE DISTANCES



mod. Procida AWM X6 - X8

- 1 Water inlet/outlet connections
- 2 Electrical connections

mod. Procida AWM X10 - X12 - X14 - X16 - T12 - T14 - T16

- 1 Water inlet/outlet connections
- 2 Electrical connections

OUTDOOR UNIT TECHNICAL DATA

Technical data	um	AWM X6	AWM X8	AWM X10	AWM X12	AWM X14
Dimensions (W x H x D)	mm	1150x758x345	1150x758x345	1200x878x460	1200x878x460	1200x878x460
Net weight	kg	96	96	151	151	151
Gross weight	kg	109	109	166	166	166
Water inlet/outlet connection	inches	G1	G1	G1	G1	G1
Refrigerant Gas	-	R32	R32	R32	R32	R32
GWP	-	675	675	675	675	675
Refrigerant gas charge content	kg/tonnes of CO ₂ eq	0,87 / 0,59	0,87 / 0,59	2,2 / 1,49	2,2 / 1,49	2,2 / 1,49
Sound power level, outdoors L _{wa}	dB (A)	64	65	69	69	70
Expansion vessel capacity	l	2	2	3	3	3
Safety valve pressure	bar	3	3	3	3	3
System water minimum content	l	40	40	80	80	80
System water minimum flow rate	l/min	9,2	9,2	9,2	9,2	9,2
Water nominal flow rate at water T of 35°C / 45°C	m ³ /h	0,69/0,69	1,25/1,24	1,74/1,70	2,14/2,05	2,52/2,50
Circulation pump - max head	m	PWM - 7.5	PWM - 7.5	PWM - 9	PWM - 9	PWM - 9
Compressor	-	Twin rotary inverter	Twin rotary inverter	Twin rotary inverter	Twin rotary inverter	Twin rotary inverter
Variable speed fan	no.	1	1	1	1	1
Air flow rate	m ³ /h	2600	2600	4500	4500	4500
Evaporator (plate exchanger)	no.	1	1	1	1	1
Power supply voltage/frequency	V/Ph/Hz	230/1/50	230/1/50	230/1/50	230/1/50	230/1/50
Voltage range	V	220 - 240	220 - 240	220 - 240	220 - 240	220 - 240
Rated current	A	10,4	10,4	23	25	29
Electric protection rating	IP	IPX4	IPX4	IPX4	IPX4	IPX4

Technical data	um	AWM X16	AWM T12	AWM T14	AWM T16
Dimensions (W x H x D)	mm	1200x878x460	1200x878x460	1200x878x460	1200x878x460
Net weight	kg	151	151	151	151
Gross weight	kg	166	166	166	166
Water inlet/outlet connection	inches	G1	G1	G1	G1
Refrigerant Gas	-	R32	R32	R32	R32
GWP	-	675	675	675	675
Refrigerant gas charge content	kg/tonnes of CO ₂ eq	2,2 / 1,49	2,2 / 1,49	2,2 / 1,49	2,2 / 1,49
Sound power level, outdoors L _{wa}	dB (A)	72	69	70	72
Expansion vessel capacity	l	3	3	3	3
Safety valve pressure	bar	3	3	3	3
System water minimum content	l	80	80	80	80
System water minimum flow rate	l/min	9,2	9,2	9,2	9,2
Water nominal flow rate at water T of 35°C / 45°C	m ³ /h	2,63/2,73	2,10/2,04	2,40/2,47	2,63/2,73
Circulation pump - max head	m	PWM - 9	PWM - 9	PWM - 9	PWM - 9
Compressor	-	Twin rotary inverter	Twin rotary inverter	Twin rotary inverter	Twin rotary inverter
Variable speed fan	no.	1	1	1	1
Air flow rate	m ³ /h	4500	4500	4500	4500
Evaporator (plate exchanger)	no.	1	1	1	1
Power supply voltage/frequency	V/Ph/Hz	230/1/50	400/3/50	400/3/50	400/3/50
Voltage range	V	220 - 240	380 - 415	380 - 415	380 - 415
Rated current	A	29	12	12	12
Electric protection rating	IP	IPX4	IPX4	IPX4	IPX4



HEATING PERFORMANCE - ACCORDING TO EN 14511
Water flow / return T: 35 / 30°C

Outdoor air T 7°C dry bulb

Model	Nominal heating capacity	Nominal electric power input	COP
	kW	kW	
AWM X6	6,00	1,20	5,00
AWM X8	7,50	1,63	4,60
AWM X10	10,00	2,17	4,61
AWM X12	12,00	2,64	4,55
AWM X14	14,00	3,22	4,35
AWM X16	15,50	3,60	4,31
AWM T12	12,00	2,64	4,55
AWM T14	14,00	3,22	4,35
AWM T16	15,50	3,60	4,31

Water flow / return T: 45 / 40°C

Outdoor air T 7°C dry bulb

Model	Nominal heating capacity	Nominal electric power input	COP
	kW	kW	
AWM X6	6,00	1,58	3,80
AWM X8	7,50	2,00	3,75
AWM X10	10,00	2,70	3,70
AWM X12	12,00	3,48	3,45
AWM X14	14,00	4,18	3,35
AWM X16	15,50	3,60	4,30
AWM T12	12,00	3,48	3,45
AWM T14	14,00	4,18	3,35
AWM T16	15,50	4,70	3,30

COOLING PERFORMANCE - ACCORDING TO EN 14511
Water flow / return T: 18 / 23°C

Outdoor air T 35°C dry bulb

Model	Nominal cooling capacity	Nominal electric power input	EER
	kW	kW	
AWM X6	5,80	1,32	4,39
AWM X8	6,80	1,55	4,39
AWM X10	8,80	1,96	4,49
AWM X12	11,00	2,56	4,30
AWM X14	12,50	3,05	4,10
AWM X16	14,50	3,82	3,80
AWM T12	11,00	2,56	4,30
AWM T14	12,50	3,05	4,10
AWM T16	14,50	3,08	4,71

Water flow / return T: 7 / 12°C

Outdoor air T 35°C dry bulb

Model	Nominal cooling capacity	Nominal electric power input	EER
	kW	kW	
AWM X6	4,00	1,29	3,10
AWM X8	5,00	1,61	3,11
AWM X10	7,80	2,48	3,15
AWM X12	9,50	3,20	2,97
AWM X14	12,00	4,14	2,90
AWM X16	13,00	4,96	2,62
AWM T12	9,50	3,11	3,05
AWM T14	12,00	4,38	2,74
AWM T16	13,00	4,91	2,65

ERP PERFORMANCE - ACCORDING TO EN 14825

LOW TEMPERATURE - AVERAGE CLIMATE CONDITIONS

Inlet water T / outlet water T: 30 / 35 °C - Outdoor air T 7°C dry bulb/6°C wet bulb

Model	Heating load - P _{designh}	Seasonal energy efficiency - η _s	Energy efficiency class
	kW	%	
AWM X6	5,00	187	A+++
AWM X8	6,00	186	A+++
AWM X10	9,00	177	A+++
AWM X12	11,00	177	A+++
AWM X14	11,00	170	A++
AWM X16	13,00	166	A++
AWM T12	11,00	177	A+++
AWM T14	11,00	170	A++
AWM T16	13,00	166	A++

MEDIUM TEMPERATURE - AVERAGE CLIMATE CONDITIONS

Inlet water T / outlet water T: 47 / 55 °C - Outdoor air T 7°C dry bulb/6°C wet bulb

Model	Heating load - P _{designh}	Seasonal energy efficiency - η _s	Energy efficiency class
	kW	%	
AWM X6	6,00	127	A++
AWM X8	7,00	128	A++
AWM X10	8,00	126	A++
AWM X12	10,00	126	A++
AWM X14	11,00	125	A++
AWM X16	13,00	125	A++
AWM T12	10,00	127	A++
AWM T14	11,00	126	A++
AWM T16	13,00	128	A++

ENERGY CONSUMPTION

Annual energy consumption Q_{he} (kWh)

Model	Colder climate conditions		Average climate conditions		Warmer climate conditions	
	low T (A)	medium T (B)	low T (C)	medium T (D)	low T (E)	medium T (F)
AWM X6	3237	5626	2055	3733	1318	2270
AWM X8	3237	6478	2579	4256	1666	2589
AWM X10	4480	6800	4235	5070	2201	2723
AWM X12	5444	7691	4902	6119	2555	2723
AWM X14	6475	8967	5468	7213	2721	2723
AWM X16	7555	10540	6284	8161	3078	3072
AWM T12	5477	7725	4893	6048	2527	2727
AWM T14	6476	9008	5448	7123	2717	2727
AWM T16	7553	10532	6276	7945	3070	3073

REF.	CLIMATE	TEMPERATURE	Outdoor air T °C Dry bulb (Wet bulb)	Water inlet T °C	Water outlet T °C
A	COLDER	LOW	2 (1)	30	35
B	COLDER	MEDIUM	2 (1)	47	55
C	AVERAGE	LOW	7 (6)	30	35
D	AVERAGE	MEDIUM	7 (6)	47	55
E	WARMER	LOW	14 (13)	30	35
F	WARMER	MEDIUM	14 (13)	47	55

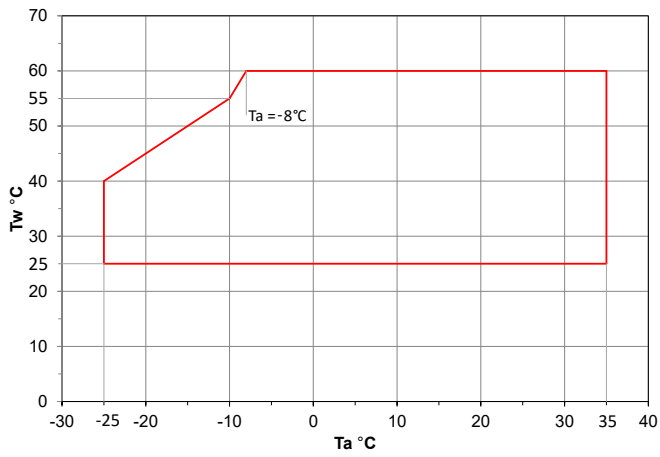
MAXIMUM OPERATING CONDITIONS

Mode	Outlet water temperature range	Air T temperature range
	°C	dry bulb °C
Heating mode	25 ÷ 60	- 25 ÷ 35
Cooling mode	7 ÷ 25	10 ÷ 48
DHW production mode with tank	40 ÷ 80 (*)	- 25 ÷ 45

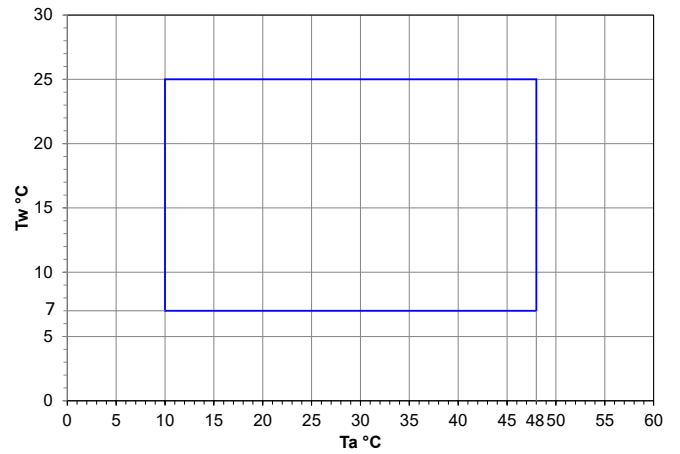
(*) Tank water temperature range

OPERATION RANGE

Heating Mode



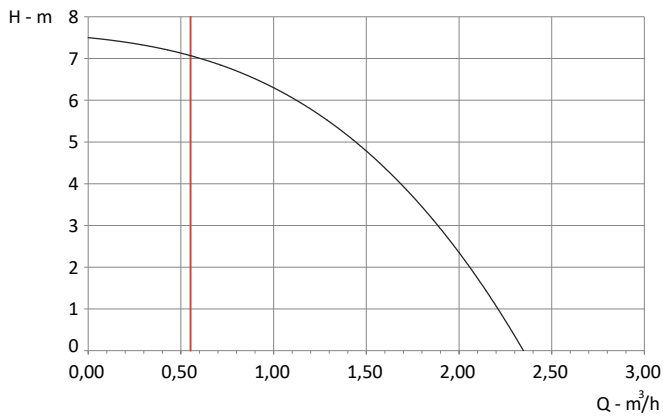
Cooling Mode



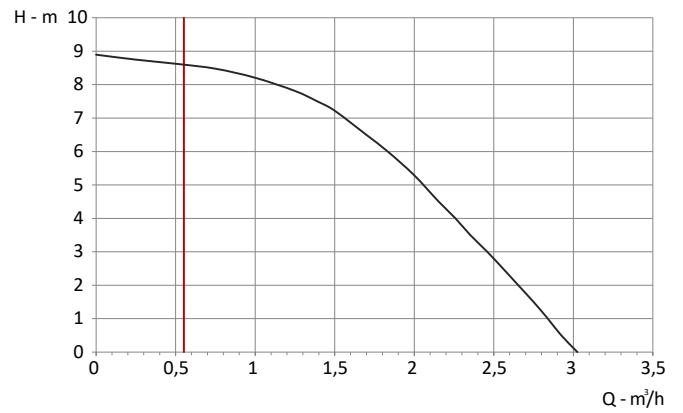
Ta = outdoor air temperature
Tw = outlet water temperature

AVAILABLE HEADS

PROCIDA AWM X 6 - 8




PROCIDA AWM X 10 - 12 - 14 - 16
PROCIDA AWMT 12 - 14 - 16




— Minimum flow rate limit

PERFORMANCE TABLES PROCIDA AWM X6


Performance data table in heating mode PROCIDA AWM X6

	Ta °C - DB											
	-25		-20		-15		-10		-7		-2	
LWT [°C]	Qh	COP	Qh	COP	Qh	COP	Qh	COP	Qh	COP	Qh	COP
25	3	4,18	3,36	4,48	3,78	4,71	4,14	5,09	4,32	5,24	5,1	5,58
30	2,94	3,38	3,3	3,72	3,72	3,91	4,08	4,29	4,26	4,44	5,1	4,71
35	2,4	2,77	2,88	2,92	3,42	3,19	3,9	3,49	4,2	3,65	5,04	3,95
40	2,4	2,54	2,88	2,81	3,42	3,08	3,9	3,3	4,14	3,46	5,04	3,72
45	-	-	2,88	2,51	3,42	2,73	3,9	2,92	4,08	3,08	4,98	3,3
50	-	-	-	-	3,42	2,28	3,72	2,47	4,02	2,58	4,86	2,77
55	-	-	-	-	-	-	3,6	2,09	3,96	2,16	4,74	2,32
60	-	-	-	-	-	-	-	-	3,9	1,86	4,62	1,94

Performance data table in heating mode PROCIDA AWM X6

	Ta °C - DB															
	2		7		10		15		20		25		30		35	
LWT [°C]	Qh	COP	Qh	COP	Qh	COP	Qh	COP	Qh	COP	Qh	COP	Qh	COP	Qh	COP
25	5,88	5,85	6,24	6,04	6,54	6,34	6,02	6,91	5,96	7,22	5,41	7,59	4,75	8,13	3,7	8,39
30	5,76	5,01	6,12	5,51	6,54	5,77	6,34	6,3	6,29	6,65	5,7	6,95	5,01	7,33	3,9	7,71
35	5,7	4,1	6	4,94	6,48	5,2	6,54	5,58	6,48	5,96	5,88	6,19	5,16	6,53	4,02	6,87
40	5,7	3,87	6	4,41	6,48	4,59	6,54	5,05	6,48	5,24	5,88	5,54	5,16	5,85	4,02	6,19
45	5,7	3,46	6	3,8	6,42	3,99	6,54	4,33	6,48	4,56	5,88	4,78	5,16	5,01	4,02	5,32
50	5,58	2,89	5,76	3,27	6,3	3,42	6,34	3,72	6,29	3,91	5,7	4,1	5,01	4,33	3,9	4,56
55	5,4	2,43	5,52	2,77	6,18	2,92	6,02	3,15	5,96	3,34	5,41	3,49	4,75	3,65	3,7	3,87
60	5,28	2,09	5,28	2,35	6,06	2,47	5,69	2,7	5,64	2,85	5,12	2,96	4,49	3,11	3,5	3,3

Performance data table in cooling mode PROCIDA AWM X6


	Ta °C - DB																	
	10		15		20		25		30		35		40		45		48	
LWT [°C]	Qh	EER	Qh	EER	Qh	EER	Qh	EER	Qh	EER	Qh	EER	Qh	EER	Qh	EER	Qh	EER
7	3,28	4,22	3,64	4,06	3,84	3,94	4,08	3,75	4,16	3,44	4	3,1	3,64	2,57	2,84	1,89	2,4	1,52
8	3,4	4,37	3,8	4,22	4	4,09	4,24	3,91	4,32	3,57	4,16	3,22	3,8	2,67	2,96	1,95	2,48	1,58
9	3,56	4,53	3,92	4,34	4,16	4,22	4,4	4	4,48	3,69	4,32	3,32	3,92	2,76	3,08	2,02	2,6	1,61
10	3,68	4,68	4,08	4,5	4,32	4,37	4,56	4,16	4,64	3,81	4,48	3,44	4,08	2,85	3,2	2,11	2,68	1,67
11	3,8	4,84	4,24	4,68	4,44	4,53	4,72	4,31	4,84	3,97	4,64	3,57	4,24	2,95	3,28	2,17	2,8	1,74
12	3,92	4,96	4,36	4,81	4,6	4,65	4,88	4,43	5	4,06	4,8	3,66	4,36	3,04	3,4	2,23	2,88	1,8
13	4,12	5,15	4,56	4,96	4,8	4,81	5,12	4,59	5,2	4,19	5	3,78	4,56	3,13	3,56	2,29	3	1,86
14	4,24	5,27	4,68	5,09	4,96	4,93	5,28	4,68	5,36	4,31	5,16	3,88	4,68	3,22	3,68	2,36	3,08	1,89
15	4,36	5,43	4,84	5,24	5,12	5,09	5,44	4,84	5,52	4,43	5,32	4	4,84	3,32	3,76	2,45	3,2	1,95
18	4,76	5,89	5,28	5,67	5,56	5,52	5,92	5,24	6,04	4,81	5,8	4,34	5,28	3,6	4,12	2,64	3,48	2,14
20	5	6,2	5,56	5,98	5,88	5,8	6,24	5,52	6,36	5,05	6,12	4,56	5,56	3,78	4,36	2,79	3,68	2,23
23	5,4	6,67	6	6,42	6,32	6,23	6,72	5,92	6,88	5,43	6,6	4,9	6	4,06	4,68	2,98	3,96	2,39
25	5,72	6,95	6,32	6,7	6,68	6,51	7,08	6,2	7,24	5,67	6,96	5,12	6,32	4,25	4,96	3,13	4,16	2,51

Ta = Outside air temperature, °C
 DB = Dry bulb
 LWT = outlet water temperature (flow), °C
 Qh = Rated power, Kw




PERFORMANCE TABLES PROCIDA AWM X8


Performance data table in heating mode PROCIDA AWM X8

	Ta °C - DB											
	-25		-20		-15		-10		-7		-2	
LWT [°C]	Qh	COP	Qh	COP	Qh	COP	Qh	COP	Qh	COP	Qh	COP
25	3,75	3,83	4,2	4,05	4,73	4,31	5,18	4,5	5,4	4,76	6,38	4,99
30	3,68	3,15	4,13	3,41	4,65	3,64	5,1	3,86	5,33	4,09	6,38	4,28
35	3	2,7	3,6	2,85	4,28	3,04	4,88	3,3	5,25	3,49	6,3	3,71
40	3	2,36	3,6	2,63	4,28	2,85	4,88	3,04	5,18	3,19	6,3	3,45
45	-	-	3,6	2,36	4,28	2,59	4,88	2,81	5,1	2,93	6,23	3,11
50	-	-	-	-	4,28	2,25	4,65	2,44	5,03	2,55	6,08	2,74
55	-	-	-	-	-	-	4,50	2,1	4,95	2,21	5,93	2,4
60	-	-	-	-	-	-	-	-	4,88	1,95	5,78	2,06

Performance data table in heating mode PROCIDA AWM X8

	Ta °C - DB															
	2		7		10		15		20		25		30		35	
LWT [°C]	Qh	COP	Qh	COP	Qh	COP	Qh	COP	Qh	COP	Qh	COP	Qh	COP	Qh	COP
25	7,35	5,18	7,8	5,4	8,18	5,63	7,52	6,15	7,45	6,53	6,76	6,49	5,93	7,05	4,62	7,46
30	7,2	4,5	7,65	4,99	8,18	5,29	7,93	5,66	7,86	6,04	7,13	6,04	6,26	6,53	4,87	6,98
35	7,13	3,83	7,5	4,58	8,1	4,84	8,18	5,25	8,1	5,48	7,35	5,48	6,45	6,08	5,03	6,45
40	7,13	3,64	7,5	4,16	8,1	4,39	8,18	4,76	8,1	4,99	7,35	4,95	6,45	5,48	5,03	5,85
45	7,13	3,3	7,5	3,75	8,03	3,94	8,18	4,28	8,1	4,5	7,35	4,73	6,45	4,95	5,03	5,25
50	6,98	2,85	7,2	3,34	7,88	3,49	7,93	3,83	7,86	4,01	7,13	4,2	6,26	4,39	4,87	4,69
55	6,75	2,51	6,9	2,93	7,73	3,08	7,52	3,34	7,45	3,53	6,76	3,68	5,93	3,86	4,62	4,13
60	6,6	2,18	6,6	2,59	7,58	2,66	7,11	2,85	7,05	3	6,39	3,15	5,61	3,3	4,37	3,53

Performance data table in cooling mode PROCIDA AWM X8

	Ta °C - DB																	
	10		15		20		25		30		35		40		45		48	
LWT [°C]	Qh	EER	Qh	EER	Qh	EER	Qh	EER	Qh	EER	Qh	EER	Qh	EER	Qh	EER	Qh	EER
7	4,10	4,23	4,55	4,07	4,8	3,95	5,1	3,76	5,2	3,45	5	3,11	4,55	2,58	3,55	1,9	3	1,52
8	4,25	4,39	4,7	4,23	4,95	4,11	5,25	3,89	5,35	3,58	5,15	3,23	4,7	2,67	3,65	1,96	3,1	1,59
9	4,35	4,54	4,85	4,35	5,1	4,23	5,45	4,04	5,55	3,7	5,35	3,33	4,85	2,77	3,8	2,02	3,2	1,62
10	4,5	4,67	5	4,51	5,25	4,39	5,6	4,17	5,7	3,83	5,5	3,45	5	2,86	3,9	2,08	3,3	1,68
11	4,65	4,82	5,15	4,67	5,45	4,51	5,75	4,29	5,9	3,95	5,65	3,55	5,15	2,95	4	2,18	3,4	1,74
12	4,75	4,98	5,3	4,79	5,6	4,67	5,95	4,42	6,05	4,07	5,8	3,67	5,3	3,05	4,15	2,24	3,5	1,8
13	4,9	5,13	5,45	4,94	5,75	4,79	6,1	4,57	6,2	4,2	6	3,76	5,45	3,14	4,25	2,3	3,6	1,83
14	5,05	5,29	5,6	5,1	5,9	4,94	6,25	4,7	6,4	4,32	6,15	3,89	5,6	3,23	4,35	2,36	3,7	1,9
15	5,15	5,44	5,75	5,22	6,05	5,07	6,45	4,82	6,55	4,42	6,3	3,98	5,75	3,33	4,5	2,43	3,8	1,96
18	5,6	5,88	6,2	5,66	6,55	5,5	6,95	5,22	7,05	4,79	6,8	4,32	6,2	3,58	4,85	2,64	4,1	2,11
20	5,85	6,19	6,5	5,94	6,85	5,78	7,25	5,5	7,4	5,04	7,15	4,54	6,5	3,76	5,05	2,77	4,3	2,24
23	6,25	6,62	6,95	6,38	7,3	6,19	7,75	5,91	7,9	5,41	7,6	4,88	6,95	4,04	5,4	2,99	4,55	2,39
25	6,50	6,94	7,25	6,69	7,65	6,47	8,1	6,16	8,25	5,66	7,95	5,1	7,25	4,23	5,65	3,11	4,75	2,49

Ta = Outside air temperature, °C


DB = Dry bulb

LWT = outlet water temperature (flow), °C


Qh = Rated power, Kw

PERFORMANCE TABLES PROCIDA AWM X10


Performance data table in heating mode PROCIDA AWM X10

	Ta °C - DB											
	-25		-20		-15		-10		-7		-2	
	LWT [°C]	Qh	COP	Qh	COP	Qh	COP	Qh	COP	Qh	COP	Qh
25	5,00	3,77	5,6	4	6,3	4,26	6,9	4,44	7,2	4,7	8,5	4,92
30	4,9	3,11	5,5	3,37	6,2	3,59	6,8	3,81	7,1	4,03	8,5	4,22
35	4	2,66	4,8	2,81	5,7	3	6,5	3,26	7	3,44	8,4	3,66
40	4	2,33	4,8	2,59	5,7	2,81	6,5	3	6,9	3,15	8,4	3,4
45	-	-	4,80	2,33	5,7	2,55	6,5	2,78	6,8	2,89	8,3	3,07
50	-	-	-	-	5,70	2,22	6,2	2,41	6,7	2,52	8,1	2,7
55	-	-	-	-	-	-	6,00	2,07	6,6	2,18	7,9	2,37
60	-	-	-	-	-	-	-	-	6,50	1,92	7,7	2,04

Performance data table in heating mode PROCIDA AWM X10

	Ta °C - DB															
	2		7		10		15		20		25		30		35	
	LWT [°C]	Qh	COP	Qh	COP	Qh	COP	Qh	COP	Qh	COP	Qh	COP	Qh	COP	
25	9,8	5,11	10,4	5,33	10,9	5,55	10,03	6,07	9,94	6,44	9,02	6,4	7,91	6,96	6,16	7,36
30	9,6	4,44	10,2	4,92	10,9	5,22	10,57	5,59	10,48	5,96	9,51	5,96	8,34	6,44	6,5	6,88
35	9,5	3,77	10	4,51	10,8	4,77	10,9	5,18	10,8	5,4	9,8	5,4	8,6	5,99	6,7	6,36
40	9,5	3,59	10	4,11	10,8	4,33	10,9	4,7	10,8	4,92	9,8	4,88	8,6	5,4	6,7	5,77
45	9,5	3,26	10	3,7	10,7	3,89	10,9	4,22	10,8	4,44	9,8	4,66	8,6	4,88	6,7	5,18
50	9,3	2,81	9,6	3,29	10,5	3,44	10,57	3,77	10,48	3,96	9,51	4,14	8,34	4,33	6,5	4,63
55	9	2,48	9,2	2,89	10,3	3,03	10,03	3,29	9,94	3,48	9,02	3,63	7,91	3,81	6,16	4,07
60	8,8	2,15	8,8	2,55	10,1	2,63	9,48	2,81	9,4	2,96	8,53	3,11	7,48	3,26	5,83	3,48

Performance data table in cooling mode PROCIDA AWM X10


	Ta °C - DB																	
	10		15		20		25		30		35		40		45		48	
	LWT [°C]	Qh	EER	Qh	EER	Qh	EER	Qh	EER	Qh	EER	Qh	EER	Qh	EER	Qh	EER	
7	6,40	4,28	7,1	4,13	7,49	4	7,96	3,81	8,11	3,5	7,8	3,15	7,1	2,61	5,54	1,92	4,68	1,54
8	6,47	4,44	7,18	4,28	7,57	4,16	8,03	3,97	8,19	3,62	7,88	3,28	7,18	2,71	5,62	1,98	4,76	1,61
9	6,55	4,6	7,25	4,44	7,64	4,28	8,11	4,1	8,27	3,75	7,96	3,37	7,25	2,8	5,69	2,08	4,76	1,67
10	6,63	4,76	7,33	4,6	7,72	4,44	8,27	4,25	8,42	3,87	8,11	3,5	7,33	2,9	5,77	2,14	4,84	1,7
11	6,71	4,91	7,41	4,76	7,88	4,6	8,35	4,38	8,5	4,03	8,19	3,62	7,41	2,99	5,77	2,21	4,91	1,76
12	6,79	5,07	7,49	4,88	7,96	4,76	8,42	4,54	8,58	4,16	8,27	3,75	7,49	3,09	5,85	2,27	4,99	1,83
13	6,86	5,23	7,57	5,04	8,03	4,88	8,5	4,66	8,66	4,28	8,35	3,84	7,57	3,21	5,93	2,36	4,99	1,89
14	6,94	5,39	7,72	5,2	8,11	5,04	8,58	4,82	8,81	4,41	8,42	3,97	7,72	3,31	6,01	2,43	5,07	1,95
15	7,02	5,58	7,8	5,36	8,19	5,2	8,74	4,95	8,89	4,54	8,5	4,1	7,8	3,4	6,08	2,49	5,15	2,02
18	7,25	6,05	8,03	5,83	8,42	5,64	8,97	5,39	9,2	4,95	8,81	4,44	8,03	3,69	6,24	2,71	5,3	2,17
20	7,41	6,36	8,19	6,11	8,66	5,95	9,2	5,67	9,36	5,2	8,97	4,66	8,19	3,87	6,4	2,87	5,38	2,3
23	7,64	6,84	8,42	6,58	8,89	6,39	9,44	6,08	9,67	5,58	9,28	5,04	8,42	4,16	6,55	3,06	5,54	2,46
25	7,72	7,15	8,58	6,9	9,05	6,68	9,67	6,36	9,83	5,83	9,44	5,26	8,58	4,38	6,71	3,21	5,69	2,58

Ta = Outside air temperature, °C
 DB = Dry bulb
 LWT = outlet water temperature (flow), °C
 Qh = Rated power, Kw




PERFORMANCE TABLES PROCIDA AWM X12


Performance data table in heating mode PROCIDA AWM X12

	Ta °C - DB											
	-25		-20		-15		-10		-7		-2	
LWT [°C]	Qh	COP	Qh	COP	Qh	COP	Qh	COP	Qh	COP	Qh	COP
25	6,00	3,79	6,72	4,07	7,56	4,28	8,28	4,62	8,64	4,76	10,2	5,07
30	5,88	3,07	6,6	3,38	7,44	3,55	8,16	3,9	8,52	4,03	10,2	4,28
35	4,80	2,52	5,76	2,66	6,84	2,9	7,8	3,17	8,4	3,31	10,08	3,59
40	4,80	2,31	5,76	2,55	6,84	2,79	7,8	3	8,28	3,14	10,08	3,38
45	-	-	5,76	2,28	6,84	2,48	7,8	2,66	8,16	2,79	9,96	3
50	-	-	-	-	6,84	2,07	7,44	2,24	8,04	2,34	9,72	2,52
55	-	-	-	-	-	-	7,20	1,9	7,92	1,97	9,48	2,1
60	-	-	-	-	-	-	-	-	7,80	1,69	9,24	1,76

Performance data table in heating mode PROCIDA AWM X12

	Ta °C - DB															
	2		7		10		15		20		25		30		35	
LWT [°C]	Qh	COP	Qh	COP	Qh	COP	Qh	COP	Qh	COP	Qh	COP	Qh	COP	Qh	COP
25	11,76	5,31	12,48	5,48	13,08	5,76	12,03	6,28	11,92	6,55	10,82	6,9	9,49	7,38	7,4	7,62
30	11,52	4,55	12,24	5	13,08	5,24	12,69	5,72	12,57	6,03	11,41	6,31	10,01	6,66	7,8	7
35	11,4	3,72	12	4,48	12,96	4,72	13,08	5,07	12,96	5,41	11,76	5,62	10,32	5,93	8,04	6,24
40	11,4	3,52	12	4	12,96	4,17	13,08	4,59	12,96	4,76	11,76	5,03	10,32	5,31	8,04	5,62
45	11,4	3,14	12	3,45	12,84	3,62	13,08	3,93	12,96	4,14	11,76	4,34	10,32	4,55	8,04	4,83
50	11,16	2,62	11,52	2,97	12,6	3,1	12,69	3,38	12,57	3,55	11,41	3,72	10,01	3,93	7,8	4,14
55	10,8	2,21	11,04	2,52	12,36	2,66	12,03	2,86	11,92	3,03	10,82	3,17	9,49	3,31	7,4	3,52
60	10,56	1,9	10,56	2,14	12,12	2,24	11,38	2,45	11,28	2,59	10,23	2,69	8,98	2,83	6,99	3

Performance data table in cooling mode PROCIDA AWM X12

	Ta °C - DB																	
	10		15		20		25		30		35		40		45		48	
LWT [°C]	Qh	EER	Qh	EER	Qh	EER	Qh	EER	Qh	EER	Qh	EER	Qh	EER	Qh	EER	Qh	EER
7	7,79	4,04	8,65	3,89	9,12	3,77	9,69	3,59	9,88	3,3	9,5	2,97	8,65	2,47	6,75	1,81	5,7	1,46
8	7,89	4,19	8,74	4,04	9,22	3,92	9,79	3,74	10,07	3,42	9,6	3,09	8,74	2,55	6,84	1,87	5,8	1,51
9	7,98	4,37	8,93	4,19	9,41	4,07	9,98	3,86	10,17	3,56	9,79	3,21	8,93	2,64	6,94	1,96	5,89	1,57
10	8,17	4,51	9,03	4,34	9,5	4,22	10,07	4,01	10,36	3,68	9,88	3,33	9,03	2,76	7,03	2,02	5,99	1,63
11	8,27	4,66	9,12	4,48	9,69	4,37	10,26	4,16	10,45	3,8	10,07	3,45	9,12	2,85	7,13	2,11	5,99	1,69
12	8,36	4,84	9,31	4,66	9,79	4,51	10,36	4,31	10,64	3,95	10,17	3,56	9,31	2,94	7,22	2,17	6,08	1,75
13	8,46	4,99	9,41	4,81	9,88	4,66	10,55	4,43	10,74	4,07	10,36	3,65	9,41	3,03	7,32	2,23	6,18	1,78
14	8,55	5,14	9,5	4,96	10,07	4,81	10,64	4,57	10,93	4,19	10,45	3,77	9,5	3,15	7,41	2,32	6,27	1,84
15	8,74	5,32	9,69	5,11	10,17	4,96	10,83	4,72	11,02	4,34	10,64	3,89	9,69	3,24	7,51	2,38	6,37	1,9
18	9,03	5,76	10,07	5,55	10,55	5,41	11,21	5,14	11,5	4,72	11,02	4,25	10,07	3,53	7,79	2,58	6,65	2,08
20	9,31	6,09	10,26	5,88	10,83	5,7	11,5	5,41	11,78	4,96	11,31	4,48	10,26	3,71	7,98	2,73	6,75	2,2
23	9,60	6,56	10,64	6,33	11,21	6,12	11,97	5,85	12,16	5,35	11,69	4,84	10,64	4,01	8,36	2,94	7,03	2,38
25	9,79	6,89	10,93	6,62	11,5	6,42	12,26	6,12	12,45	5,61	11,97	5,05	10,93	4,19	8,55	3,09	7,22	2,47

Ta = Outside air temperature, °C


DB = Dry bulb

LWT = outlet water temperature (flow), °C


Qh = Rated power, Kw

PERFORMANCE TABLES PROCIDA AWM X14


Performance data table in heating mode PROCIDA AWM X14

	Ta °C - DB											
	-25		-20		-15		-10		-7		-2	
	LWT [°C]	Qh	COP	Qh	COP	Qh	COP	Qh	COP	Qh	COP	Qh
25	7,00	3,69	7,84	3,95	8,82	4,15	9,66	4,49	10,08	4,62	11,9	4,92
30	6,86	2,98	7,7	3,28	8,68	3,45	9,52	3,79	9,94	3,92	11,9	4,15
35	5,60	2,45	6,72	2,58	7,98	2,81	9,1	3,08	9,8	3,22	11,76	3,48
40	5,60	2,24	6,72	2,48	7,98	2,71	9,1	2,91	9,66	3,05	11,76	3,28
45	-	-	6,72	2,21	7,98	2,41	9,1	2,58	9,52	2,71	11,62	2,91
50	-	-	-	-	7,98	2,01	8,68	2,18	9,38	2,28	11,34	2,45
55	-	-	-	-	-	-	8,40	1,84	9,24	1,91	11,06	2,04
60	-	-	-	-	-	-	-	-	9,10	1,64	10,78	1,71

Performance data table in heating mode PROCIDA AWM X14

	Ta °C - DB															
	2		7		10		15		20		25		30		35	
	LWT [°C]	Qh	COP	Qh	COP	Qh	COP	Qh	COP	Qh	COP	Qh	COP	Qh	COP	
25	13,72	5,16	14,56	5,33	15,26	5,59	14,04	6,1	13,91	6,37	12,62	6,7	11,08	7,17	8,63	7,4
30	13,44	4,42	14,28	4,86	15,26	5,09	14,8	5,56	14,67	5,86	13,31	6,13	11,68	6,47	9,1	6,8
35	13,3	3,62	14	4,36	15,12	4,59	15,26	4,92	15,12	5,26	13,72	5,46	12,04	5,76	9,38	6,06
40	13,3	3,42	14	3,89	15,12	4,05	15,26	4,46	15,12	4,62	13,72	4,89	12,04	5,16	9,38	5,46
45	13,3	3,05	14	3,35	14,98	3,52	15,26	3,82	15,12	4,02	13,72	4,22	12,04	4,42	9,38	4,69
50	13,02	2,55	13,44	2,88	14,7	3,02	14,8	3,28	14,67	3,45	13,31	3,62	11,68	3,82	9,1	4,02
55	12,6	2,14	12,88	2,45	14,42	2,58	14,04	2,78	13,91	2,95	12,62	3,08	11,08	3,22	8,63	3,42
60	12,32	1,84	12,32	2,08	14,14	2,18	13,28	2,38	13,15	2,51	11,94	2,61	10,47	2,75	8,16	2,91

Performance data table in cooling mode PROCIDA AWM X14


	Ta °C - DB																	
	10		15		20		25		30		35		40		45		48	
	LWT [°C]	Qh	EER	Qh	EER	Qh	EER	Qh	EER	Qh	EER	Qh	EER	Qh	EER	Qh	EER	
7	9,84	3,94	10,92	3,8	11,52	3,68	12,24	3,51	12,48	3,22	12	2,9	10,92	2,41	8,52	1,77	7,2	1,42
8	9,84	4,09	10,92	3,94	11,52	3,83	12,24	3,63	12,48	3,34	12	3,02	10,92	2,49	8,52	1,83	7,2	1,48
9	9,96	4,23	11,04	4,09	11,64	3,94	12,36	3,77	12,6	3,45	12,12	3,1	11,04	2,58	8,64	1,89	7,2	1,54
10	9,96	4,38	11,04	4,21	11,64	4,09	12,36	3,89	12,6	3,57	12,12	3,22	11,04	2,67	8,64	1,97	7,32	1,57
11	9,96	4,52	11,04	4,35	11,64	4,21	12,36	4,03	12,72	3,68	12,12	3,34	11,04	2,76	8,64	2,03	7,32	1,62
12	9,96	4,67	11,16	4,5	11,76	4,35	12,48	4,15	12,72	3,8	12,24	3,42	11,16	2,84	8,64	2,09	7,32	1,68
13	10,08	4,81	11,16	4,64	11,76	4,5	12,48	4,26	12,72	3,92	12,24	3,54	11,16	2,93	8,76	2,15	7,32	1,74
14	10,08	4,96	11,16	4,76	11,76	4,61	12,6	4,41	12,84	4,03	12,36	3,63	11,16	3,02	8,76	2,23	7,44	1,77
15	10,08	5,1	11,28	4,9	11,88	4,76	12,6	4,52	12,84	4,15	12,36	3,74	11,28	3,1	8,76	2,29	7,44	1,83
18	10,2	5,51	11,4	5,31	12	5,16	12,72	4,9	12,96	4,5	12,48	4,06	11,4	3,36	8,88	2,47	7,44	2
20	10,32	5,8	11,4	5,6	12,12	5,42	12,84	5,16	13,08	4,73	12,6	4,26	11,4	3,54	8,88	2,61	7,56	2,09
23	10,44	6,24	11,52	6	12,24	5,83	12,96	5,54	13,2	5,1	12,72	4,58	11,52	3,8	9	2,78	7,56	2,26
25	10,44	6,53	11,64	6,29	12,24	6,09	13,08	5,8	13,32	5,34	12,84	4,79	11,64	3,97	9,12	2,93	7,68	2,35

Ta = Outside air temperature, °C
 DB = Dry bulb
 LWT = outlet water temperature (flow), °C
 Qh = Rated power, Kw




PERFORMANCE TABLES PROCIDA AWM X16


Performance data table in heating mode PROCIDA AWM X16

	Ta °C - DB												
	-25		-20		-15		-10		-7		-2		
	Qh	COP	Qh	COP	Qh	COP	Qh	COP	Qh	COP	Qh	COP	
LWT [°C]													
25	7,75	3,63	8,68	3,89	9,77	4,09	10,7	4,42	11,16	4,55	13,18	4,85	
30	7,60	2,94	8,53	3,23	9,61	3,4	10,54	3,73	11,01	3,86	13,18	4,09	
35	6,20	2,41	7,44	2,54	8,84	2,77	10,08	3,04	10,85	3,17	13,02	3,43	
40	6,20	2,21	7,44	2,44	8,84	2,67	10,08	2,87	10,7	3	13,02	3,23	
45	-	-	7,44	2,18	8,84	2,38	10,08	2,54	10,54	2,67	12,87	2,87	
50	-	-	-	-	8,84	1,98	9,61	2,15	10,39	2,24	12,56	2,41	
55	-	-	-	-	-	-	9,30	1,82	10,23	1,88	12,25	2,01	
60	-	-	-	-	-	-	-	-	10,08	1,62	11,94	1,68	

Performance data table in heating mode PROCIDA AWM X16

	Ta °C - DB															
	2		7		10		15		20		25		30		35	
	Qh	COP	Qh	COP	Qh	COP	Qh	COP	Qh	COP	Qh	COP	Qh	COP	Qh	COP
LWT [°C]																
25	15,19	5,08	16,12	5,25	16,9	5,51	15,54	6,01	15,4	6,27	13,97	6,6	12,26	7,06	9,55	7,29
30	14,88	4,36	15,81	4,79	16,9	5,02	16,39	5,48	16,24	5,78	14,73	6,04	12,93	6,37	10,07	6,7
35	14,73	3,56	15,5	4,29	16,74	4,52	16,9	4,85	16,74	5,18	15,19	5,38	13,33	5,68	10,39	5,97
40	14,73	3,37	15,5	3,83	16,74	3,99	16,9	4,39	16,74	4,55	15,19	4,82	13,33	5,08	10,39	5,38
45	14,73	3	15,5	3,3	16,59	3,47	16,9	3,76	16,74	3,96	15,19	4,16	13,33	4,36	10,39	4,62
50	14,42	2,51	14,88	2,84	16,28	2,97	16,39	3,23	16,24	3,4	14,73	3,56	12,93	3,76	10,07	3,96
55	13,95	2,11	14,26	2,41	15,97	2,54	15,54	2,74	15,4	2,9	13,97	3,04	12,26	3,17	9,55	3,37
60	13,64	1,82	13,64	2,05	15,66	2,15	14,7	2,34	14,56	2,48	13,22	2,57	11,6	2,71	9,03	2,87

Performance data table in cooling mode PROCIDA AWM X16

	Ta °C - DB																	
	10		15		20		25		30		35		40		45		48	
	Qh	EER	Qh	EER	Qh	EER	Qh	EER	Qh	EER	Qh	EER	Qh	EER	Qh	EER	Qh	EER
LWT [°C]																		
7	10,66	3,56	11,83	3,43	12,48	3,33	13,26	3,17	13,52	2,91	13	2,62	11,83	2,17	9,23	1,6	7,8	1,28
8	10,79	3,69	11,96	3,56	12,61	3,46	13,39	3,3	13,65	3,01	13,13	2,72	11,96	2,25	9,36	1,65	7,93	1,34
9	10,92	3,85	12,09	3,69	12,74	3,59	13,52	3,43	13,78	3,14	13,26	2,83	12,09	2,36	9,49	1,73	7,93	1,39
10	11,05	3,98	12,22	3,85	12,87	3,72	13,65	3,56	13,91	3,25	13,39	2,93	12,22	2,44	9,49	1,78	8,06	1,44
11	11,18	4,14	12,35	3,98	13	3,85	13,78	3,67	14,17	3,38	13,52	3,04	12,35	2,52	9,62	1,86	8,19	1,49
12	11,18	4,27	12,48	4,11	13,13	3,98	14,04	3,8	14,3	3,48	13,65	3,14	12,48	2,62	9,75	1,91	8,19	1,55
13	11,31	4,43	12,61	4,24	13,26	4,11	14,17	3,93	14,43	3,62	13,91	3,25	12,61	2,7	9,88	1,99	8,32	1,6
14	11,44	4,56	12,74	4,4	13,39	4,27	14,3	4,06	14,56	3,72	14,04	3,35	12,74	2,78	9,88	2,04	8,45	1,65
15	11,57	4,72	12,87	4,53	13,52	4,4	14,43	4,19	14,69	3,85	14,17	3,46	12,87	2,88	10,01	2,12	8,45	1,7
18	11,96	5,14	13,26	4,95	14,04	4,79	14,82	4,56	15,08	4,19	14,56	3,77	13,26	3,14	10,4	2,31	8,71	1,86
20	12,22	5,42	13,52	5,21	14,3	5,06	15,08	4,82	15,47	4,43	14,82	3,98	13,52	3,3	10,53	2,44	8,97	1,94
23	12,48	5,84	13,91	5,63	14,69	5,45	15,6	5,19	15,86	4,77	15,21	4,3	13,91	3,56	10,79	2,62	9,1	2,1
25	12,74	6,13	14,17	5,9	14,95	5,71	15,86	5,45	16,12	5	15,6	4,51	14,17	3,75	11,05	2,75	9,36	2,2

Ta = Outside air temperature, °C


DB = Dry bulb

LWT = outlet water temperature (flow), °C


Qh = Rated power, Kw

PERFORMANCE TABLES PROCIDA AWM T12


Performance data table in heating mode PROCIDA AWM T12

	Ta °C - DB												
	-25		-20		-15		-10		-7		-2		
	Qh	COP	Qh	COP	Qh	COP	Qh	COP	Qh	COP	Qh	COP	
LWT [°C]													
25	6,00	3,8	6,72	4,07	7,56	4,28	8,28	4,62	8,64	4,76	10,2	5,07	
30	5,88	3,07	6,6	3,38	7,44	3,55	8,16	3,9	8,52	4,04	10,2	4,28	
35	4,80	2,52	5,76	2,66	6,84	2,9	7,8	3,17	8,4	3,31	10,08	3,59	
40	4,80	2,31	5,76	2,55	6,84	2,79	7,8	3	8,28	3,14	10,08	3,38	
45	-	-	5,76	2,28	6,84	2,48	7,8	2,66	8,16	2,79	9,96	3	
50	-	-	-	-	6,84	2,07	7,44	2,24	8,04	2,35	9,72	2,52	
55	-	-	-	-	-	-	7,20	1,9	7,92	1,97	9,48	2,1	
60	-	-	-	-	-	-	-	-	7,80	1,69	9,24	1,76	

Performance data table in heating mode PROCIDA AWM T12

	Ta °C - DB															
	2		7		10		15		20		25		30		35	
	Qh	COP	Qh	COP	Qh	COP	Qh	COP	Qh	COP	Qh	COP	Qh	COP	Qh	COP
LWT [°C]																
25	11,76	5,31	12,48	5,49	13,08	5,76	12,03	6,28	11,92	6,56	10,82	6,9	9,49	7,38	7,4	7,62
30	11,52	4,55	12,24	5	13,08	5,24	12,69	5,73	12,57	6,04	11,41	6,31	10,01	6,66	7,8	7
35	11,4	3,73	12	4,49	12,96	4,73	13,08	5,07	12,96	5,42	11,76	5,62	10,32	5,93	8,04	6,24
40	11,4	3,52	12	4	12,96	4,17	13,08	4,59	12,96	4,76	11,76	5,04	10,32	5,31	8,04	5,62
45	11,4	3,14	12	3,45	12,84	3,62	13,08	3,93	12,96	4,14	11,76	4,35	10,32	4,55	8,04	4,83
50	11,16	2,62	11,52	2,97	12,6	3,11	12,69	3,38	12,57	3,55	11,41	3,73	10,01	3,93	7,8	4,14
55	10,8	2,21	11,04	2,52	12,36	2,66	12,03	2,86	11,92	3,04	10,82	3,17	9,49	3,31	7,4	3,52
60	10,56	1,9	10,56	2,14	12,12	2,24	11,38	2,45	11,28	2,59	10,23	2,69	8,98	2,83	6,99	3

Performance data table in cooling mode PROCIDA AWM T12


	Ta °C - DB																	
	10		15		20		25		30		35		40		45		48	
	Qh	EER	Qh	EER	Qh	EER	Qh	EER	Qh	EER	Qh	EER	Qh	EER	Qh	EER	Qh	EER
7	7,79	4,15	8,65	4	9,12	3,87	9,69	3,69	9,88	3,39	9,5	3,05	8,65	2,53	6,75	1,86	5,7	1,49
8	7,89	4,3	8,74	4,15	9,22	4,03	9,79	3,81	10,07	3,51	9,6	3,17	8,74	2,62	6,84	1,92	5,8	1,56
9	7,98	4,45	8,93	4,27	9,41	4,15	9,98	3,97	10,17	3,63	9,79	3,26	8,93	2,71	6,94	1,98	5,89	1,59
10	8,17	4,58	9,03	4,42	9,5	4,3	10,07	4,09	10,36	3,75	9,88	3,39	9,03	2,81	7,03	2,04	5,99	1,65
11	8,27	4,73	9,12	4,58	9,69	4,42	10,26	4,21	10,45	3,87	10,07	3,48	9,12	2,9	7,13	2,14	5,99	1,71
12	8,36	4,88	9,31	4,7	9,79	4,58	10,36	4,33	10,64	4	10,17	3,6	9,31	2,99	7,22	2,2	6,08	1,77
13	8,46	5,03	9,41	4,85	9,88	4,7	10,55	4,48	10,74	4,12	10,36	3,69	9,41	3,08	7,32	2,26	6,18	1,8
14	8,55	5,19	9,5	5	10,07	4,85	10,64	4,61	10,93	4,24	10,45	3,81	9,5	3,17	7,41	2,32	6,27	1,86
15	8,74	5,34	9,69	5,12	10,17	4,97	10,83	4,73	11,02	4,33	10,64	3,9	9,69	3,26	7,51	2,38	6,37	1,92
18	9,03	5,76	10,07	5,55	10,55	5,4	11,21	5,12	11,5	4,7	11,02	4,24	10,07	3,51	7,79	2,59	6,65	2,07
20	9,31	6,07	10,26	5,83	10,83	5,67	11,5	5,4	11,78	4,94	11,31	4,45	10,26	3,69	7,98	2,71	6,75	2,2
23	9,60	6,5	10,64	6,25	11,21	6,07	11,97	5,8	12,16	5,31	11,69	4,79	10,64	3,97	8,36	2,93	7,03	2,35
25	9,79	6,8	10,93	6,56	11,5	6,34	12,26	6,04	12,45	5,55	11,97	5	10,93	4,15	8,55	3,05	7,22	2,44

Ta = Outside air temperature, °C
 DB = Dry bulb
 LWT = outlet water temperature (flow), °C
 Qh = Rated power, Kw




PERFORMANCE TABLES PROCIDA AWM T14


Performance data table in heating mode PROCIDA AWM T14

	Ta °C - DB											
	-25		-20		-15		-10		-7		-2	
LWT [°C]	Qh	COP	Qh	COP	Qh	COP	Qh	COP	Qh	COP	Qh	COP
25	7,00	3,69	7,84	3,95	8,82	4,15	9,66	4,49	10,08	4,62	11,9	4,92
30	6,86	2,98	7,7	3,28	8,68	3,45	9,52	3,79	9,94	3,92	11,9	4,15
35	5,60	2,45	6,72	2,58	7,98	2,81	9,1	3,08	9,8	3,22	11,76	3,48
40	5,60	2,24	6,72	2,48	7,98	2,71	9,1	2,91	9,66	3,05	11,76	3,28
45	-	-	6,72	2,21	7,98	2,41	9,1	2,58	9,52	2,71	11,62	2,91
50	-	-	-	-	7,98	2,01	8,68	2,18	9,38	2,28	11,34	2,45
55	-	-	-	-	-	-	8,40	1,84	9,24	1,91	11,06	2,04
60	-	-	-	-	-	-	-	-	9,10	1,64	10,78	1,71

Performance data table in heating mode PROCIDA AWM T14

	Ta °C - DB															
	2		7		10		15		20		25		30		35	
LWT [°C]	Qh	COP	Qh	COP	Qh	COP	Qh	COP	Qh	COP	Qh	COP	Qh	COP	Qh	COP
25	13,72	5,16	14,56	5,33	15,26	5,59	14,04	6,1	13,91	6,37	12,62	6,7	11,08	7,17	8,63	7,4
30	13,44	4,42	14,28	4,86	15,26	5,09	14,8	5,56	14,67	5,86	13,31	6,13	11,68	6,47	9,1	6,8
35	13,3	3,62	14	4,36	15,12	4,59	15,26	4,92	15,12	5,26	13,72	5,46	12,04	5,76	9,38	6,06
40	13,3	3,42	14	3,89	15,12	4,05	15,26	4,46	15,12	4,62	13,72	4,89	12,04	5,16	9,38	5,46
45	13,3	3,05	14	3,35	14,98	3,52	15,26	3,82	15,12	4,02	13,72	4,22	12,04	4,42	9,38	4,69
50	13,02	2,55	13,44	2,88	14,7	3,02	14,8	3,28	14,67	3,45	13,31	3,62	11,68	3,82	9,1	4,02
55	12,6	2,14	12,88	2,45	14,42	2,58	14,04	2,78	13,91	2,95	12,62	3,08	11,08	3,22	8,63	3,42
60	12,32	1,84	12,32	2,08	14,14	2,18	13,28	2,38	13,15	2,51	11,94	2,61	10,47	2,75	8,16	2,91

Performance data table in cooling mode PROCIDA AWM T14

	Ta °C - DB																	
	10		15		20		25		30		35		40		45		48	
LWT [°C]	Qh	EER	Qh	EER	Qh	EER	Qh	EER	Qh	EER	Qh	EER	Qh	EER	Qh	EER	Qh	EER
7	9,84	3,73	10,92	3,59	11,52	3,48	12,24	3,32	12,48	3,04	12	2,74	10,92	2,27	8,52	1,67	7,2	1,34
8	9,84	3,89	10,92	3,75	11,52	3,64	12,24	3,45	12,48	3,18	12	2,85	10,92	2,38	8,52	1,75	7,2	1,4
9	9,96	4,06	11,04	3,89	11,64	3,78	12,36	3,62	12,6	3,32	12,12	2,99	11,04	2,47	8,64	1,81	7,2	1,45
10	9,96	4,22	11,04	4,06	11,64	3,95	12,36	3,75	12,6	3,45	12,12	3,1	11,04	2,58	8,64	1,89	7,32	1,51
11	9,96	4,38	11,04	4,22	11,64	4,08	12,36	3,89	12,72	3,56	12,12	3,21	11,04	2,66	8,64	1,97	7,32	1,59
12	9,96	4,55	11,16	4,38	11,76	4,25	12,48	4,03	12,72	3,7	12,24	3,34	11,16	2,77	8,64	2,03	7,32	1,64
13	10,08	4,71	11,16	4,52	11,76	4,38	12,48	4,19	12,72	3,84	12,24	3,45	11,16	2,88	8,76	2,11	7,32	1,7
14	10,08	4,88	11,16	4,69	11,76	4,55	12,6	4,33	12,84	3,97	12,36	3,59	11,16	2,96	8,76	2,19	7,44	1,75
15	10,08	5,01	11,28	4,85	11,88	4,69	12,6	4,47	12,84	4,11	12,36	3,7	11,28	3,07	8,76	2,25	7,44	1,81
18	10,2	5,51	11,4	5,32	12	5,15	12,72	4,9	12,96	4,49	12,48	4,06	11,4	3,37	8,88	2,47	7,44	2
20	10,32	5,84	11,4	5,62	12,12	5,45	12,84	5,21	13,08	4,77	12,6	4,3	11,4	3,56	8,88	2,63	7,56	2,11
23	10,44	6,33	11,52	6,08	12,24	5,92	12,96	5,62	13,2	5,15	12,72	4,66	11,52	3,86	9	2,85	7,56	2,27
25	10,44	6,66	11,64	6,41	12,24	6,22	13,08	5,92	13,32	5,43	12,84	4,9	11,64	4,06	9,12	2,99	7,68	2,38

Ta = Outside air temperature, °C


DB = Dry bulb

LWT = outlet water temperature (flow), °C


Qh = Rated power, Kw

PERFORMANCE TABLES PROCIDA AWM T16


Performance data table in heating mode PROCIDA AWM T16

	Ta °C - DB												
	-25		-20		-15		-10		-7		-2		
	Qh	COP	Qh	COP	Qh	COP	Qh	COP	Qh	COP	Qh	COP	
LWT [°C]													
25	7,75	3,63	8,68	3,89	9,77	4,09	10,7	4,42	11,16	4,55	13,18	4,85	
30	7,60	2,94	8,53	3,23	9,61	3,4	10,54	3,73	11,01	3,86	13,18	4,09	
35	6,20	2,41	7,44	2,54	8,84	2,77	10,08	3,04	10,85	3,17	13,02	3,43	
40	6,20	2,21	7,44	2,44	8,84	2,67	10,08	2,87	10,7	3	13,02	3,23	
45	-	-	7,44	2,18	8,84	2,38	10,08	2,54	10,54	2,67	12,87	2,87	
50	-	-	-	-	8,84	1,98	9,61	2,15	10,39	2,24	12,56	2,41	
55	-	-	-	-	-	-	9,30	1,82	10,23	1,88	12,25	2,01	
60	-	-	-	-	-	-	-	-	10,08	1,62	11,94	1,68	

Performance data table in heating mode PROCIDA AWM T16

	Ta °C - DB															
	2		7		10		15		20		25		30		35	
	Qh	COP	Qh	COP	Qh	COP	Qh	COP	Qh	COP	Qh	COP	Qh	COP	Qh	COP
LWT [°C]																
25	15,19	5,08	16,12	5,25	16,9	5,51	15,54	6,01	15,4	6,27	13,97	6,6	12,26	7,06	9,55	7,29
30	14,88	4,36	15,81	4,79	16,9	5,02	16,39	5,48	16,24	5,78	14,73	6,04	12,93	6,37	10,07	6,7
35	14,73	3,56	15,5	4,29	16,74	4,52	16,9	4,85	16,74	5,18	15,19	5,38	13,33	5,68	10,39	5,97
40	14,73	3,37	15,5	3,83	16,74	3,99	16,9	4,39	16,74	4,55	15,19	4,82	13,33	5,08	10,39	5,38
45	14,73	3	15,5	3,3	16,59	3,47	16,9	3,76	16,74	3,96	15,19	4,16	13,33	4,36	10,39	4,62
50	14,42	2,51	14,88	2,84	16,28	2,97	16,39	3,23	16,24	3,4	14,73	3,56	12,93	3,76	10,07	3,96
55	13,95	2,11	14,26	2,41	15,97	2,54	15,54	2,74	15,4	2,9	13,97	3,04	12,26	3,17	9,55	3,37
60	13,64	1,82	13,64	2,05	15,66	2,15	14,7	2,34	14,56	2,48	13,22	2,57	11,6	2,71	9,03	2,87

Performance data table in cooling mode PROCIDA AWM T16

	Ta °C - DB																	
	10		15		20		25		30		35		40		45		48	
	Qh	EER	Qh	EER	Qh	EER	Qh	EER	Qh	EER	Qh	EER	Qh	EER	Qh	EER	Qh	EER
LWT [°C]																		
7	10,66	3,6	11,83	3,47	12,48	3,37	13,26	3,21	13,52	2,94	13	2,65	11,83	2,2	9,23	1,62	7,8	1,3
8	10,79	3,74	11,96	3,6	12,61	3,5	13,39	3,34	13,65	3,05	13,13	2,76	11,96	2,28	9,36	1,67	7,93	1,35
9	10,92	3,9	12,09	3,74	12,74	3,63	13,52	3,45	13,78	3,18	13,26	2,86	12,09	2,36	9,49	1,75	7,93	1,4
10	11,05	4,03	12,22	3,87	12,87	3,76	13,65	3,58	13,91	3,29	13,39	2,97	12,22	2,46	9,49	1,8	8,06	1,46
11	11,18	4,16	12,35	4	13	3,9	13,78	3,71	14,17	3,39	13,52	3,07	12,35	2,54	9,62	1,88	8,19	1,51
12	11,18	4,32	12,48	4,16	13,13	4,03	14,04	3,84	14,3	3,52	13,65	3,18	12,48	2,62	9,75	1,93	8,19	1,56
13	11,31	4,45	12,61	4,29	13,26	4,16	14,17	3,95	14,43	3,63	13,91	3,26	12,61	2,7	9,88	1,99	8,32	1,59
14	11,44	4,58	12,74	4,43	13,39	4,29	14,3	4,08	14,56	3,74	14,04	3,37	12,74	2,81	9,88	2,07	8,45	1,64
15	11,57	4,74	12,87	4,56	13,52	4,43	14,43	4,21	14,69	3,87	14,17	3,47	12,87	2,89	10,01	2,12	8,45	1,7
18	11,96	5,14	13,26	4,96	14,04	4,82	14,82	4,58	15,08	4,21	14,56	3,79	13,26	3,15	10,4	2,31	8,71	1,86
20	12,22	5,43	13,52	5,25	14,3	5,09	15,08	4,82	15,47	4,43	14,82	4	13,52	3,31	10,53	2,44	8,97	1,96
23	12,48	5,86	13,91	5,64	14,69	5,46	15,6	5,22	15,86	4,77	15,21	4,32	13,91	3,58	10,79	2,62	9,1	2,12
25	12,74	6,15	14,17	5,91	14,95	5,72	15,86	5,46	16,12	5,01	15,6	4,51	14,17	3,74	11,05	2,76	9,36	2,2

Ta = Outside air temperature, °C
 DB = Dry bulb
 LWT = outlet water temperature (flow), °C
 Qh = Rated power, Kw




PROCIDA AWS

INVERTER AIR-TO-WATER SPLIT HEAT PUMP
WATER PRODUCTION FOR HEATING AND COOLING



- ▶ **CLASS A+++ (for average climate conditions and for low-temperature application, according to EU regulation 811/2013, EN 14825)**
- ▶ **High COP for heating performance**
- ▶ **Touch-screen control panel with user interface provided as standard and fitted on indoor unit**
- ▶ **The hydronic circuit is housed inside the wall-hung unit to be installed indoor**
- ▶ **Reduced impact on global warming thanks to the use of R32 gas (GWP = 675)**
- ▶ **It can be combined with water tanks for domestic hot water production (3-way valve is included in the hydraulic unit of the indoor unit)**
- ▶ **Included in the price: heat pump, control panel, water filter and tank probe**
-) Integrated hydraulic unit with heating element on system side, expansion vessel, high efficiency pump, plate exchanger, flow switch, vent and safety valve
-) Twin rotary DC inverter compressor and brushless DC inverter axial fan
-) Hydrophilic treated finned coil - Improved resistance to corrosion and condensation formation prevention
-) Electronic expansion valve for refrigerant fluid optimisation
-) Heating element on the base of the outdoor unit (prevents ice formation)
-) Climate control and "Quiet" function for silent mode

Available in the following models:

HEAT PUMP INTERFACE

- ▶ Touch-screen display
- ▶ Management of operating modes, system components and heating integration systems, parameters setting
- ▶ Weekly programming by time slots
- ▶ Anti-legionella cycle management

Model	Refrigerant Gas	Code	Description	Nominal heating capacity (1)		Seasonal energy efficiency class of ambient heating (2)		Packaging dimensions W x H x D mm	Gross weight kg
				Water T 35°C kW	Water T 55°C kW	Water T 35°C	Water T 55°C		
AWS X4	R32	DPBXXXWS04	PROCIDA AWS 4 (O) - o. u.	4,00	3,70	A+++	A++	1028x830x458	65
		DPBXXXWU04	PROCIDA IWU 4 - i. u.					1130x565x375	71
AWS X6	R32	DPBXXXWS06	PROCIDA AWS 6 (O) - o. u.	6,00	5,90	A+++	A++	1028x830x458	65
		DPBXXXWU06	PROCIDA IWU 6 - i. u.					1130x565x375	71
AWS X8	R32	DPBXXXWS08	PROCIDA AWS 8 (O) - o. u.	8,00	7,40	A+++	A++	1097x937x478	92
		DPBXXXWU08	PROCIDA IWU 8 - i. u.					1130x565x375	71
AWS X10	R32	DPBXXXWS10	PROCIDA AWS 10 (O) - o. u.	9,50	8,70	A+++	A++	1097x937x478	92
		DPBXXXWU10	PROCIDA IWU 10 - i. u.					1130x565x375	71

o. u. = outdoor unit - i. u. = indoor unit

(1) Outdoor air T 7°C dry bulb/6°C wet bulb

Inlet water T / outlet water T: 30 / 35 °C - Inlet water T / outlet water T: 50 / 55°C

According to EN 14511

(2) According to EN 14825



PROCIDA AWS 4 - 6 outdoor unit

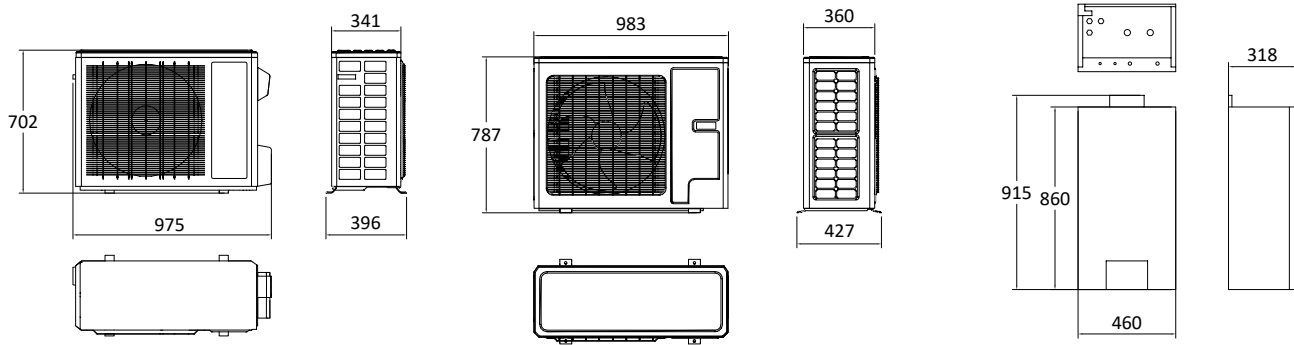


PROCIDA AWS 8 - 10 outdoor unit



PROCIDA IWU 4-6-8-10 indoor unit

DIMENSIONS AND CONNECTION CENTRE DISTANCES



mod. Procida AWS 4 - 6 outdoor unit

mod. Procida AWS 8 - 10 outdoor unit

mod. Procida IWU 4- 6- 8 - 10 indoor unit

OUTDOOR UNIT TECHNICAL DATA

Technical data	um	AWS 4 (O)	AWS 6 (O)	AWS 8 (O)	AWS 10 (O)
Dimensions (W x H x D)	mm	975 x 702 x 396	975 x 702 x 396	983 x 787 x 427	983 x 787 x 427
Net weight	kg	55	55	82	82
Gross weight	kg	65	65	92	92
Refrigerant Gas	-	R32	R32	R32	R32
GWP	-	675	675	675	675
Refrigerant gas charge content	kg/tonnes of CO ₂ eq	1,0 / 0,675	1,0 / 0,675	1,6 / 1,08	1,6 / 1,08
Sound power level, outdoors L _{wa}	dB (A)	62	62	67	68
Compressor	-	Twin rotary inverter	Twin rotary inverter	Twin rotary inverter	Twin rotary inverter
Variable speed fan	no.	1	1	1	1
Air flow rate	m ³ /h	3200	3200	3300	3300
Power supply voltage/frequency	V/Ph/Hz	230/1/50	230/1/50	230/1/50	230/1/50
Voltage range	V	220 - 240	220 - 240	220 - 240	220 - 240
Maximum current consumption in heating mode	A	10	10	13	15
Maximum power input in heating mode	kW	2,30	2,30	3,00	3,40
Maximum current consumption in cooling mode	A	10	10	19	22
Maximum power input in cooling mode	kW	2,55	2,55	4,32	5,06
Electric protection rating	IP	IPX4	IPX4	IPX4	IPX4

INDOOR UNIT TECHNICAL DATA

Technical data	um	IWU 4	IWU 6	IWU 8	IWU 10
Dimensions (W x H x D)	mm	460 x 860 x 318	460 x 860 x 318	460 x 860 x 318	460 x 860 x 318
Net weight	kg	62	62	62	62
Gross weight	kg	71	71	71	71
Water inlet/outlet connection	inches	1	1	1	1
Sound power level, outdoors L _{wa}	dB (A)	42	42	42	42
Expansion vessel capacity	l	10	10	10	10
Safety valve pressure	bar	3	3	3	3
System water minimum content	l	40	40	40	80
System water minimum flow rate	l/min	9,2	9,2	9,2	9,2
Water nominal flow rate at water T of 35°C / 45°C	m ³ /h	0,69/0,69	1,03/1,02	1,38/1,38	1,63/1,63
Circulation pump - max head	m	High efficiency - 8m	High efficiency - 8m	High efficiency - 8m	High efficiency - 8m
Evaporator (plate exchanger)	no.	1	1	1	1
Power supply voltage/frequency	V/Ph/Hz	230/1/50	230/1/50	230/1/50	230/1/50
Voltage range	V	220 - 240	220 - 240	220 - 240	220 - 240
Rated power input (1)	kW	3,1	3,1	6,1	6,1
Heating element	n x kW	2 x 1,5	2 x 1,5	2 x 3	2 x 3
Electric protection rating	IP	IPX1	IPX1	IPX1	IPX1

(1) The value includes the power of heating elements

HEATING PERFORMANCE - ACCORDING TO EN 14511

Water flow / return T: 35 / 30°C

Outdoor air T 7°C dry bulb

Model	Nominal heating capacity	Nominal electric power input	COP
	kW	kW	
AWS X4	4,00	0,78	5,13
AWS X6	6,00	1,20	5,00
AWS X8	8,00	1,70	4,71
AWS X10	9,50	2,07	4,59

Water flow / return T: 45 / 40°C

Outdoor air T 7°C dry bulb

Model	Nominal heating capacity	Nominal electric power input	COP
	kW	kW	
AWS X4	4,00	1,02	3,92
AWS X6	5,90	1,51	3,91
AWS X8	8,00	2,14	3,74
AWS X10	9,50	2,64	3,60

COOLING PERFORMANCE - ACCORDING TO EN 14511

Water flow / return T: 18 / 23°C

Outdoor air T 35°C dry bulb

Model	Nominal cooling capacity	Nominal electric power input	EER
	kW	kW	
AWS X4	3,80	0,82	4,63
AWS X6	5,80	1,32	4,40
AWS X8	7,00	1,75	4,00
AWS X10	8,50	2,24	3,79

Water flow / return T: 7 / 12°C

Outdoor air T 35°C dry bulb

Model	Nominal cooling capacity	Nominal electric power input	EER
	kW	kW	
AWS X4	3,15	0,92	3,42
AWS X6	4,09	1,28	3,20
AWS X8	5,30	1,73	3,06
AWS X10	6,50	2,27	2,86

ERP PERFORMANCE - ACCORDING TO EN 14825

LOW TEMPERATURE - AVERAGE CLIMATE CONDITIONS

Inlet water T / outlet water T: 30 / 35 °C - Outdoor air T 7°C dry bulb/6°C wet bulb

Model	Heating load - P _{designh}	Seasonal energy efficiency - η _s	Energy efficiency class
	kW	%	
AWS X4	5,00	184	A+++
AWS X6	6,00	179	A+++
AWS X8	7,00	181	A+++
AWS X10	9,00	181	A+++

MEDIUM TEMPERATURE - AVERAGE CLIMATE CONDITIONS

Inlet water T / outlet water T: 47 / 55 °C - Outdoor air T 7°C dry bulb/6°C wet bulb

Model	Heating load - P _{designh}	Seasonal energy efficiency - η _s	Energy efficiency class
	kW	%	
AWS X4	5,00	128	A++
AWS X6	5,00	127	A++
AWS X8	7,00	129	A++
AWS X10	8,00	127	A++

ENERGY CONSUMPTION

Annual energy consumption Q_{he} (kWh)

Model	Colder climate conditions		Average climate conditions		Warmer climate conditions	
	low T (A)	medium T (B)	low T (C)	medium T (D)	low T (E)	medium T (F)
AWS X4	2663	3015	2216	3152	1509	1365
AWS X6	2674	3701	2729	3169	1136	1575
AWS X8	4628	5982	3149	4371	1947	2645
AWS X10	5201	6985	4038	5091	2183	2927

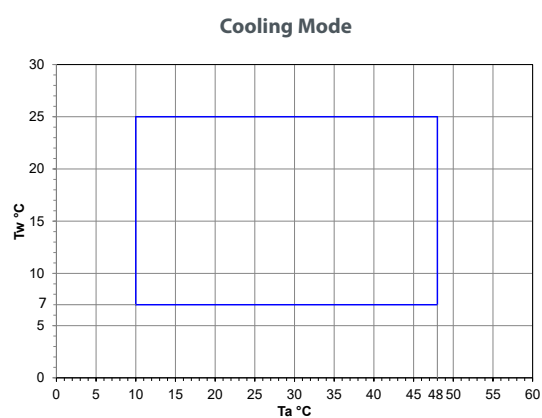
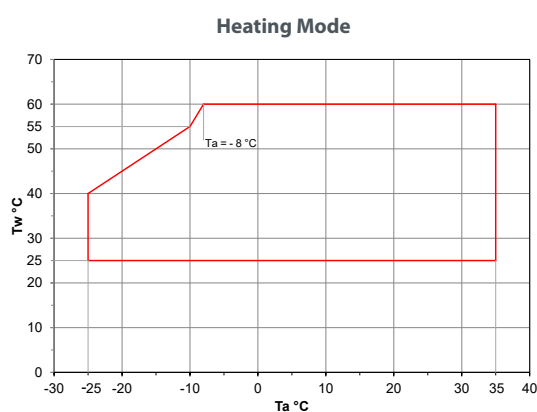
REF.	CLIMATE	TEMPERATURE	Outdoor air T °C Dry bulb (Wet bulb)	Water inlet T °C	Water outlet T °C
A	COLDER	LOW	2 (1)	30	35
B	COLDER	MEDIUM	2 (1)	47	55
C	AVERAGE	LOW	7 (6)	30	35
D	AVERAGE	MEDIUM	7 (6)	47	55
E	WARMER	LOW	14 (13)	30	35
F	WARMER	MEDIUM	14 (13)	47	55

MAXIMUM OPERATING CONDITIONS

Mode	Outlet water temperature range	Air T temperature range
	°C	dry bulb °C
Heating mode	25 ÷ 60	- 25 ÷ 35
Cooling mode	7 ÷ 25	10 ÷ 48
DHW production mode with tank	40 ÷ 80 (*)	- 25 ÷ 45

(*) Tank water temperature range

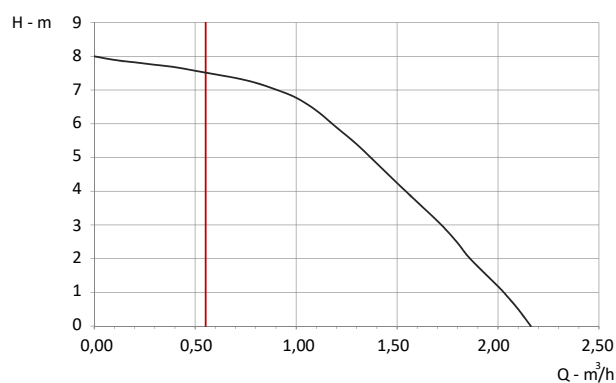
OPERATION RANGE



Ta = outdoor air temperature
Tw = outlet water temperature

AVAILABLE HEADS

PROCIDA AWS X 4 - 6 - 8 - 10



— Minimum flow rate limit

PROCIDA AWS XB

INVERTER AIR-TO-WATER SPLIT HEAT PUMP WITH BUILT-IN STORAGE TANK
WATER PRODUCTION FOR HEATING, COOLING AND DHW



- ▶ **CLASS A+++ (for average climate conditions and for low-temperature application, according to EU regulation 811/2013, EN 14825)**
- ▶ **Indoor unit with 185-litre storage tank for DHW production with back-up resistor**
- ▶ **High COP for heating performance**
- ▶ **Touch-screen control panel with user interface provided as standard and fitted on indoor unit**
- ▶ **Reduced impact on global warming thanks to the use of R32 gas (GWP = 675)**
- ▶ **Included in the price: heat pump, control panel and water filter**
- ▶ Integrated hydraulic unit with expansion vessel, high efficiency pump, plate exchanger, flow switch, vent and safety valve
- ▶ Twin rotary DC inverter compressor and brushless DC inverter axial fan
- ▶ Hydrophilic treated finned coil - Improved resistance to corrosion and condensation formation prevention
- ▶ Electronic expansion valve for refrigerant fluid optimisation
- ▶ Heating element on the base of the outdoor unit (prevents ice formation)
- ▶ Climate control and "Quiet" function for silent mode



USER INTERFACE

- ▶ Touch-screen display
- ▶ Management of operating modes, system components and heating integration systems, parameters setting
- ▶ Weekly programming by time slots
- ▶ Anti-legionella cycle management

Available in the following models:



Model	Refrigerant Gas	Code	Description	Nominal heating capacity (1)		Seasonal energy efficiency class of ambient heating (2)		Packaging dimensions W x H x D mm	Gross weight kg
				Water T 35°C kW	Water T 55°C kW	Water T 35°C	Water T 55°C		
AWS XB4	R32	DPBXXXWS04	PROCIDA AWS 4 (O) - o. u.	4,00	3,70	A+++	A++	1028x830x458	65
		DPBXXXTU04	PROCIDA ITU 4 - i. u.					683x2000x803	
AWS XB6	R32	DPBXXXWS06	PROCIDA AWS 6 (O) - o. u.	6,00	5,90	A+++	A++	1028x830x458	65
		DPBXXXTU06	PROCIDA ITU 6 - i. u.					683x2000x803	
AWS XB8	R32	DPBXXXWS08	PROCIDA AWS 8 (O) - o. u.	8,00	7,40	A+++	A++	1097x937x478	92
		DPBXXXTU08	PROCIDA ITU 8 - i. u.					683x2000x803	
AWS XB10	R32	DPBXXXWS10	PROCIDA AWS 10 (O) - o. u.	9,50	8,70	A+++	A++	1097x937x478	92
		DPBXXXTU10	PROCIDA ITU 10 - i. u.					683x2000x803	

o. u. = outdoor unit - i. u. = indoor unit

(1) Outdoor air T 7°C dry bulb/6°C wet bulb

Inlet water T / outlet water T: 30 / 35 °C - Inlet water T / outlet water T: 50 / 55°C

According to EN 14511

(2) According to EN 14825



PROCIDA AWS 4 - 6 outdoor unit

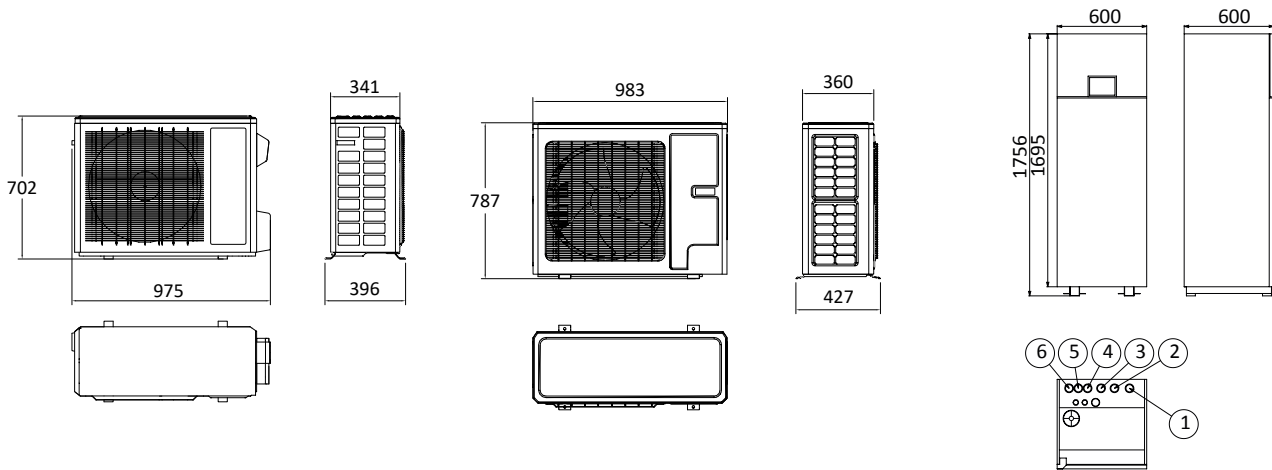


PROCIDA AWS 8 - 10 outdoor unit



PROCIDA ITU 4- 6- 8 - 10 indoor unit

DIMENSIONS AND CONNECTION CENTRE DISTANCES



mod. Procida AWS 4 - 6 outdoor unit

mod. Procida AWS 8 - 10 outdoor unit

mod. Procida IWU 4 - 6 - 8 - 10 indoor unit with water storage tank

- 1 System flow (hot water)
- 2 System return (cold water)

- 3 Cold water inlet
- 4 DHW outlet

- 5 Gas circuit
- 6 Liquid gas circuit

OUTDOOR UNIT TECHNICAL DATA

Technical data	um	Procida AWS 4 (O)	Procida AWS 6 (O)	Procida AWS 8 (O)	Procida AWS 10 (O)
Dimensions (W x H x D)	mm	975 x 702 x 396	975 x 702 x 396	983 x 787 x 427	983 x 787 x 427
Net weight	kg	55	55	82	82
Gross weight	kg	65	65	92	92
Refrigerant Gas	-	R32	R32	R32	R32
GWP	-	675	675	675	675
Refrigerant gas charge content	kg/tonnes of CO ₂ eq	1,0 / 0,675	1,0 / 0,675	1,6 / 1,08	1,6 / 1,08
Sound power level, outdoors L _{WA}	dB (A)	62	62	67	68
Compressor	-	Twin rotary inverter	Twin rotary inverter	Twin rotary inverter	Twin rotary inverter
Variable speed fan	no.	1	1	1	1
Air flow rate	m ³ /h	3200	3200	3300	3300
Power supply voltage/frequency	V/Ph/Hz	230/1/50	230/1/50	230/1/50	230/1/50
Voltage range	V	220 - 240	220 - 240	220 - 240	220 - 240
Maximum current consumption in heating mode	A	10	10	13	15
Maximum power input in heating mode	kW	2,30	2,30	3,00	3,40
Maximum current consumption in cooling mode	A	10	10	19	22
Maximum power input in cooling mode	kW	2,55	2,55	4,32	5,06
Electric protection rating	IP	IPX4	IPX4	IPX4	IPX4

INDOOR UNIT TECHNICAL DATA

Technical data	um	ITU 4	ITU 6	ITU 8	ITU 10
Dimensions (W x H x D)	mm	600 x 1765 x 600	600 x 1765 x 600	600 x 1765 x 600	600 x 1765 x 600
Net weight	kg	210	210	210	210
Gross weight	kg	233	233	233	233
Water inlet/outlet connection	inches	1	1	1	1
Capacity of DHW storage tank	l	185	185	185	185
Sound power level, outdoors L _{WA}	dB (A)	42	52	52	52
Expansion vessel capacity	l	10	10	10	10
Safety valve pressure	bar	3	3	3	3
System water minimum content	l	40	40	40	80
System water minimum flow rate	l/min	9,2	9,2	9,2	9,2
Water nominal flow rate at water T of 35°C / 45°C	m ³ /h	0,69/0,69	1,03/1,02	1,38/1,38	1,63/1,63
Circulation pump - max head	m	High efficiency - 8m	High efficiency - 8m	High efficiency - 8m	High efficiency - 8m
Evaporator (plate exchanger)	no.	1	1	1	1
Power supply voltage/frequency	V/Ph/Hz	230/1/50	230/1/50	230/1/50	230/1/50
Voltage range	V	220 - 240	220 - 240	220 - 240	220 - 240
Rated power input (1)	kW	3,1	3,1	6,1	6,1
Heating element	n x kW	2 x 1.5	2 x 1.5	2 x 3	2 x 3
Electric protection rating	IP	IPX1	IPX1	IPX1	IPX1

(1) The value includes the power of heating elements

HEATING PERFORMANCE - ACCORDING TO EN 14511

Water flow / return T: 35 / 30°C

Outdoor air T 7°C dry bulb

Model	Nominal heating capacity	Nominal electric power input	COP
	kW	kW	
AWS XB4	4,00	0,78	5,13
AWS XB6	6,00	1,20	5,00
AWS XB8	8,00	1,70	4,71
AWS XB10	9,50	2,07	4,59

Water flow / return T: 45 / 40°C

Outdoor air T 7°C dry bulb

Model	Nominal heating capacity	Nominal electric power input	COP
	kW	kW	
AWS XB4	4,00	1,02	3,92
AWS XB6	5,90	1,51	3,91
AWS XB8	8,00	2,14	3,74
AWS XB10	9,50	2,64	3,60

COOLING PERFORMANCE - ACCORDING TO EN 14511

Water flow / return T: 18 / 23°C

Outdoor air T 35°C dry bulb

Model	Nominal cooling capacity	Nominal electric power input	EER
	kW	kW	
AWS XB4	3,80	0,82	4,63
AWS XB6	5,80	1,32	4,40
AWS XB8	7,00	1,75	4,00
AWS XB10	8,50	2,24	3,79

Water flow / return T: 7 / 12°C

Outdoor air T 35°C dry bulb

Model	Nominal cooling capacity	Nominal electric power input	EER
	kW	kW	
AWS XB4	3,15	0,92	3,42
AWS XB6	4,09	1,28	3,20
AWS XB8	5,30	1,73	3,06
AWS XB10	6,50	2,27	2,86

ERP PERFORMANCE - ACCORDING TO EN 14825

LOW TEMPERATURE - AVERAGE CLIMATE CONDITIONS

Inlet water T / outlet water T: 30 / 35 °C - Outdoor air T 7°C dry bulb/6°C wet bulb

Model	Heating load - P _{designh}	Seasonal energy efficiency - η _s	Energy efficiency class
	kW	%	
AWS XB4	5,00	184	A+++
AWS XB6	6,00	179	A+++
AWS XB8	7,00	181	A+++
AWS XB10	9,00	181	A+++

MEDIUM TEMPERATURE - AVERAGE CLIMATE CONDITIONS

Inlet water T / outlet water T: 47 / 55 °C - Outdoor air T 7°C dry bulb/6°C wet bulb

Model	Heating load - P _{designh}	Seasonal energy efficiency - η _s	Energy efficiency class
	kW	%	
AWS XB4	5,00	128	A++
AWS XB6	5,00	127	A++
AWS XB8	7,00	129	A++
AWS XB10	8,00	127	A++

HOT WATER PRODUCTION ERP PERFORMANCE DATA - ACCORDING TO EN 16147

AVERAGE CLIMATE CONDITIONS Outdoor air T 7°C d.b. / 6°C w.b. d.b. = dry bulb / w.b. = wet bulb	Load profile	η_{wh}	COP _{dhw}	Energy efficiency class
		Water heating efficiency %		
AWS XB4	L	101	2,31	A
AWS XB6	L	101	2,31	A
AWS XB8	L	89	2,10	A
AWS XB10	L	89	2,10	A

ENERGY CONSUMPTION

Annual energy consumption Q_{he} (kWh)

Model	Colder climate conditions		Average climate conditions		Warmer climate conditions	
	low T (A)	medium T (B)	low T (C)	medium T (D)	low T (E)	medium T (F)
AWS XB4	2663	3015	2216	3152	1509	1365
AWS XB6	2674	3701	2729	3169	1136	1575
AWS XB8	4628	5982	3149	4371	1947	2645
AWS XB10	5201	6985	4038	5091	2183	2927

REF.	CLIMATE	TEMPERATURE	Outdoor air T °C Dry bulb (Wet bulb)	Water inlet T °C	Water outlet T °C
A	COLDER	LOW	2 (1)	30	35
B	COLDER	MEDIUM	2 (1)	47	55
C	AVERAGE	LOW	7 (6)	30	35
D	AVERAGE	MEDIUM	7 (6)	47	55
E	WARMER	LOW	14 (13)	30	35
F	WARMER	MEDIUM	14 (13)	47	55

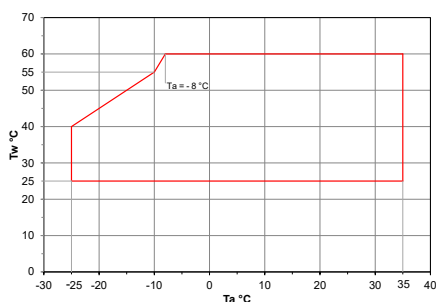
MAXIMUM OPERATING CONDITIONS

Mode	Outlet water temperature range	Air T temperature range
	°C	dry bulb °C
Heating mode	25 ÷ 60	- 25 ÷ 35
Cooling mode	7 ÷ 25	10 ÷ 48
DHW production mode with tank	40 ÷ 80 (*)	- 25 ÷ 45

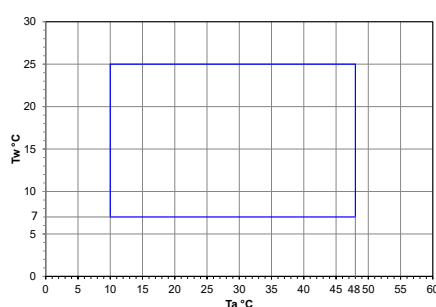
(*) Tank water temperature range

OPERATION RANGE

Heating Mode



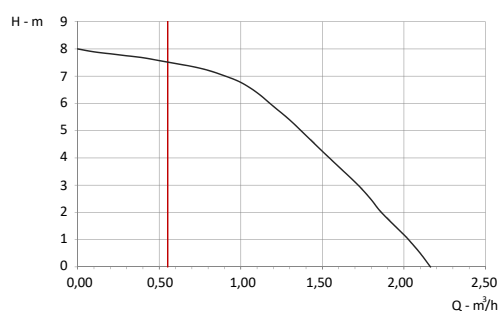
Cooling Mode



Ta = outdoor air temperature
Tw = outlet water temperature

AVAILABLE HEADS


PROCIDA AWS XB4 - XB6 - XB8 - XB10




— Minimum flow rate limit

PERFORMANCE TABLES PROCIDA AWS X4 - PROCIDA AWS XB4


Performance data table in heating mode PROCIDA AWS X4 - PROCIDA AWS XB4

	Ta °C - DB											
	-25		-20		-15		-10		-7		-2	
LWT [°C]	Qh	COP	Qh	COP	Qh	COP	Qh	COP	Qh	COP	Qh	COP
25	1,72	4,51	2,08	4,78	2,48	5,06	2,84	5,29	3,04	5,61	3,4	5,88
30	1,68	3,65	2,04	3,96	2,4	4,2	2,76	4,47	2,96	4,71	3,28	4,94
35	1,64	3,02	1,92	3,22	2,24	3,41	2,6	3,69	2,8	3,92	3,12	4,16
40	1,64	2,59	1,92	2,86	2,24	3,1	2,6	3,33	2,8	3,49	3,12	3,76
45	-	-	1,92	2,47	2,24	2,71	2,6	2,94	2,8	3,06	3,12	3,25
50	-	-	-	-	2,16	2,24	2,52	2,43	2,72	2,55	3,04	2,75
55	-	-	-	-	-	-	2,40	1,96	2,56	2,04	2,88	2,24
60	-	-	-	-	-	-	-	-	2,44	1,61	2,72	1,69

Performance data table in heating mode PROCIDA AWS X4 - PROCIDA AWS XB4

	Ta °C - DB															
	2		7		10		15		20		25		30		35	
LWT [°C]	Qh	COP	Qh	COP	Qh	COP	Qh	COP	Qh	COP	Qh	COP	Qh	COP	Qh	COP
25	3,76	6,08	3,68	6,35	3,8	6,63	4	7,25	3,96	7,69	3,6	7,65	3,16	8,31	2,48	8,78
30	3,64	5,22	3,88	5,76	4	6,12	4,24	6,55	4,2	6,98	3,8	6,98	3,32	7,53	2,6	8,08
35	3,4	4,27	4	5,14	4,12	5,41	4,36	5,88	4,32	6,16	3,92	6,16	3,44	6,82	2,68	7,25
40	3,4	3,96	4	4,55	4,12	4,78	4,36	5,22	4,32	5,45	3,92	5,41	3,44	6	2,68	6,39
45	3,4	3,45	4	3,92	4,12	4,12	4,36	4,47	4,32	4,71	3,92	4,94	3,44	5,18	2,68	5,49
50	3,28	2,86	3,88	3,33	4	3,49	4,24	3,8	4,2	4	3,8	4,2	3,32	4,39	2,6	4,67
55	3,12	2,31	3,68	2,71	3,8	2,82	4	3,1	3,96	3,25	3,6	3,41	3,16	3,57	2,48	3,8
60	2,96	1,76	3,48	2,12	3,6	2,2	3,8	2,31	3,76	2,47	3,4	2,59	3	2,71	2,32	2,9

Performance data table in cooling mode PROCIDA AWS X4 - PROCIDA AWS XB4

	Ta °C - DB																	
	10		15		20		25		30		35		40		45		48	
LWT [°C]	Qh	EER	Qh	EER	Qh	EER	Qh	EER	Qh	EER	Qh	EER	Qh	EER	Qh	EER	Qh	EER
7	2,58	4,66	2,87	4,49	3,02	4,35	3,21	4,14	3,28	3,8	3,15	3,42	2,87	2,84	2,24	2,09	1,89	1,68
8	2,65	4,79	2,93	4,62	3,09	4,49	3,28	4,28	3,34	3,9	3,21	3,53	2,93	2,91	2,27	2,16	1,92	1,75
9	2,68	4,96	2,99	4,76	3,15	4,62	3,34	4,42	3,4	4,04	3,28	3,63	2,99	3,05	2,33	2,23	1,95	1,78
10	2,74	5,1	3,02	4,9	3,21	4,76	3,4	4,52	3,47	4,14	3,34	3,77	3,02	3,12	2,36	2,29	1,98	1,81
11	2,77	5,24	3,09	5,07	3,28	4,9	3,47	4,66	3,53	4,28	3,4	3,87	3,09	3,18	2,39	2,36	2,05	1,88
12	2,84	5,41	3,15	5,2	3,34	5,03	3,53	4,79	3,56	4,42	3,47	3,97	3,15	3,29	2,46	2,43	2,08	1,92
13	2,87	5,55	3,21	5,34	3,37	5,17	3,56	4,93	3,65	4,55	3,5	4,07	3,21	3,39	2,49	2,5	2,11	1,99
14	2,93	5,72	3,24	5,48	3,43	5,31	3,62	5,07	3,72	4,66	3,56	4,18	3,24	3,46	2,52	2,53	2,14	2,05
15	2,96	5,82	3,31	5,65	3,47	5,44	3,69	5,2	3,78	4,76	3,62	4,28	3,31	3,56	2,58	2,64	2,17	2,09
18	3,12	6,27	3,5	6,06	3,65	5,85	3,91	5,62	3,97	5,14	3,81	4,62	3,5	3,83	2,71	2,84	2,27	2,29
20	3,21	6,57	3,56	6,37	3,78	6,16	4,03	5,89	4,1	5,38	3,94	4,83	3,56	4,04	2,8	2,98	2,36	2,4
23	3,37	7,02	3,72	6,78	3,94	6,54	4,19	6,27	4,28	5,75	4,13	5,17	3,72	4,31	2,93	3,15	2,46	2,53
25	3,47	7,33	3,84	7,05	4,06	6,85	4,32	6,51	4,41	5,99	4,22	5,38	3,84	4,45	2,99	3,29	2,52	2,64

Ta = Outside air temperature, °C


DB = Dry bulb

LWT = outlet water temperature (flow), °C


Qh = Rated power, Kw

PERFORMANCE TABLES PROCIDA AWS X6 - PROCIDA AWS XB6


Performance data table in heating mode PROCIDA AWS X6 - PROCIDA AWS XB6

	Ta °C - DB											
	-25		-20		-15		-10		-7		-2	
LWT [°C]	Qh	COP	Qh	COP	Qh	COP	Qh	COP	Qh	COP	Qh	COP
25	2,94	4,34	3,12	4,57	3,72	4,88	4,26	5,08	5,16	5,39	5,76	5,63
30	2,7	3,52	3,06	3,79	3,6	4,06	4,14	4,3	4,74	4,53	5,22	4,77
35	2,52	2,97	2,88	3,13	3,36	3,32	3,9	3,59	4,26	3,83	4,8	4,06
40	2,46	2,54	2,88	2,81	3,36	3,05	3,9	3,24	4,26	3,4	4,74	3,67
45	-	-	2,88	2,46	3,36	2,7	3,9	2,93	4,2	3,05	4,68	3,24
50	-	-	-	-	3,24	2,27	3,78	2,46	4,14	2,58	4,62	2,77
55	-	-	-	-	-	-	3,60	2,03	4,14	2,11	4,56	2,31
60	-	-	-	-	-	-	-	-	4,08	1,72	4,56	1,8

Performance data table in heating mode PROCIDA AWS X6 - PROCIDA AWS XB6

	Ta °C - DB															
	2		7		10		15		20		25		30		35	
LWT [°C]	Qh	COP	Qh	COP	Qh	COP	Qh	COP	Qh	COP	Qh	COP	Qh	COP	Qh	COP
25	6,36	5,86	6,24	6,1	6,42	6,37	6,78	6,95	6,72	7,38	6,12	7,31	5,34	7,97	4,2	8,44
30	5,82	5	6,18	5,55	6,36	5,9	6,72	6,29	6,66	6,72	6,06	6,72	5,34	7,27	4,14	7,78
35	5,22	4,18	6	5	6,3	5,27	6,66	5,74	6,6	5,98	6	5,98	5,28	6,64	4,08	7,03
40	5,16	3,91	6	4,45	6,24	4,69	6,6	5,08	6,54	5,35	5,94	5,31	5,22	5,86	4,08	6,25
45	5,1	3,44	6	3,91	6,18	4,1	6,54	4,45	6,48	4,69	5,88	4,92	5,16	5,16	4,02	5,47
50	5,04	2,85	5,94	3,36	6,12	3,52	6,48	3,87	6,42	4,02	5,82	4,22	5,1	4,42	3,96	4,73
55	4,98	2,42	5,88	2,81	6,06	2,97	6,42	3,2	6,36	3,4	5,76	3,52	5,04	3,71	3,96	3,99
60	4,92	1,91	5,82	2,27	6	2,34	6,36	2,5	6,3	2,62	5,7	2,77	4,98	2,89	3,9	3,09

Performance data table in cooling mode PROCIDA AWS X6 - PROCIDA AWS XB6


	Ta °C - DB																	
	10		15		20		25		30		35		40		45		48	
LWT [°C]	Qh	EER	Qh	EER	Qh	EER	Qh	EER	Qh	EER	Qh	EER	Qh	EER	Qh	EER	Qh	EER
7	3,35	4,35	3,72	4,19	3,93	4,06	4,17	3,87	4,25	3,55	4,09	3,2	3,72	2,65	2,9	1,95	2,45	1,57
8	3,48	4,47	3,89	4,31	4,09	4,19	4,34	3,99	4,42	3,64	4,25	3,29	3,89	2,75	3,03	2,01	2,54	1,63
9	3,64	4,67	4,01	4,47	4,21	4,35	4,46	4,12	4,54	3,8	4,38	3,42	4,01	2,84	3,15	2,08	2,66	1,66
10	3,72	4,79	4,13	4,6	4,38	4,47	4,62	4,25	4,7	3,9	4,54	3,51	4,13	2,91	3,23	2,17	2,74	1,73
11	3,84	4,92	4,29	4,76	4,5	4,6	4,79	4,41	4,91	4,06	4,7	3,64	4,29	3	3,31	2,2	2,82	1,76
12	3,97	5,08	4,42	4,92	4,66	4,76	4,95	4,54	5,07	4,15	4,87	3,74	4,42	3,1	3,44	2,3	2,9	1,85
13	4,13	5,24	4,58	5,05	4,79	4,89	5,11	4,67	5,19	4,28	4,99	3,87	4,58	3,2	3,56	2,33	2,99	1,89
14	4,25	5,4	4,66	5,21	4,95	5,05	5,28	4,79	5,36	4,41	5,15	3,96	4,66	3,29	3,68	2,43	3,07	1,95
15	4,34	5,53	4,83	5,34	5,11	5,18	5,44	4,92	5,52	4,51	5,32	4,09	4,83	3,39	3,76	2,49	3,19	1,98
18	4,74	5,98	5,24	5,75	5,52	5,59	5,89	5,34	6,01	4,89	5,77	4,41	5,24	3,64	4,09	2,68	3,48	2,17
20	4,95	6,29	5,52	6,07	5,85	5,88	6,18	5,59	6,3	5,14	6,05	4,63	5,52	3,83	4,34	2,84	3,64	2,27
23	5,36	6,74	5,93	6,49	6,26	6,33	6,67	6,01	6,79	5,5	6,54	4,95	5,93	4,12	4,62	3	3,93	2,43
25	5,60	7,03	6,22	6,77	6,54	6,58	6,95	6,29	7,12	5,75	6,83	5,18	6,22	4,31	4,87	3,16	4,09	2,56

Ta = Outside air temperature, °C
 DB = Dry bulb
 LWT = outlet water temperature (flow), °C
 Qh = Rated power, Kw




PERFORMANCE TABLES PROCIDA AWS X8 - PROCIDA AWS XB8


Performance data table in heating mode PROCIDA AWS X8 - PROCIDA AWS XB8

	Ta °C - DB											
	-25		-20		-15		-10		-7		-2	
LWT [°C]	Qh	COP	Qh	COP	Qh	COP	Qh	COP	Qh	COP	Qh	COP
25	3,44	4,04	4,16	4,26	4,96	4,56	5,68	4,75	6,08	5,05	6,8	5,27
30	3,36	3,29	4,08	3,59	4,8	3,81	5,52	4,04	5,92	4,26	6,56	4,49
35	3,28	2,77	3,84	2,92	4,48	3,1	5,2	3,4	5,6	3,59	6,24	3,81
40	3,28	2,39	3,84	2,65	4,48	2,92	5,2	3,1	5,6	3,25	6,24	3,51
45	-	-	3,84	2,36	4,48	2,58	5,2	2,8	5,6	2,92	6,24	3,1
50	-	-	-	-	4,32	2,21	5,04	2,39	5,44	2,5	6,08	2,69
55	-	-	-	-	-	-	4,80	1,98	5,12	2,09	5,76	2,28
60	-	-	-	-	-	-	-	-	4,88	1,72	5,44	1,79

Performance data table in heating mode PROCIDA AWS X8 - PROCIDA AWS XB8

	Ta °C - DB															
	2		7		10		15		20		25		30		35	
LWT [°C]	Qh	COP	Qh	COP	Qh	COP	Qh	COP	Qh	COP	Qh	COP	Qh	COP	Qh	COP
25	7,52	5,46	7,36	5,72	7,6	5,94	8	6,5	7,92	6,88	7,2	6,84	6,32	7,44	4,96	7,89
30	7,28	4,71	7,76	5,23	8	5,53	8,48	5,94	8,4	6,32	7,6	6,32	6,64	6,84	5,2	7,29
35	6,8	3,93	8	4,71	8,24	4,97	8,72	5,38	8,64	5,61	7,84	5,61	6,88	6,24	5,36	6,62
40	6,8	3,7	8	4,22	8,24	4,45	8,72	4,86	8,64	5,08	7,84	5,05	6,88	5,57	5,36	5,94
45	6,8	3,29	8	3,74	8,24	3,93	8,72	4,26	8,64	4,49	7,84	4,71	6,88	4,93	5,36	5,23
50	6,56	2,77	7,76	3,25	8	3,4	8,48	3,74	8,4	3,93	7,6	4,11	6,64	4,3	5,2	4,6
55	6,24	2,39	7,36	2,77	7,6	2,92	8	3,18	7,92	3,33	7,2	3,48	6,32	3,66	4,96	3,93
60	5,92	1,91	6,96	2,28	7,2	2,32	7,6	2,5	7,52	2,62	6,8	2,77	6	2,88	4,64	3,1

Performance data table in cooling mode PROCIDA AWS X8 - PROCIDA AWS XB8

	Ta °C - DB																	
	10		15		20		25		30		35		40		45		48	
LWT [°C]	Qh	EER	Qh	EER	Qh	EER	Qh	EER	Qh	EER	Qh	EER	Qh	EER	Qh	EER	Qh	EER
7	4,35	4,17	4,82	4,01	5,09	3,89	5,41	3,71	5,51	3,4	5,3	3,06	4,82	2,54	3,76	1,87	3,18	1,5
8	4,51	4,26	4,98	4,11	5,25	4,01	5,57	3,8	6,04	3,49	5,46	3,16	4,98	2,6	3,87	1,9	3,29	1,53
9	4,56	4,41	5,09	4,23	5,35	4,11	5,72	3,92	6,2	3,58	5,62	3,25	5,09	2,7	3,98	1,96	3,34	1,56
10	4,72	4,5	5,25	4,35	5,51	4,23	5,88	4,01	6,36	3,68	5,78	3,31	5,25	2,76	4,08	1,99	3,45	1,62
11	4,88	4,63	5,41	4,47	5,72	4,35	6,04	4,14	6,57	3,8	5,94	3,4	5,41	2,85	4,19	2,08	3,55	1,68
12	4,98	4,75	5,57	4,56	5,88	4,44	6,25	4,2	6,73	3,89	6,1	3,49	5,57	2,91	4,35	2,14	3,66	1,72
13	5,09	4,87	5,67	4,72	5,99	4,56	6,31	4,35	6,89	3,98	6,2	3,58	5,67	3	4,4	2,18	3,71	1,75
14	5,25	4,99	5,83	4,81	6,1	4,66	6,47	4,44	7,05	4,07	6,36	3,68	5,83	3,06	4,51	2,24	3,82	1,78
15	5,35	5,15	5,99	4,93	6,25	4,78	6,68	4,53	7,21	4,17	6,52	3,77	5,99	3,12	4,66	2,3	3,92	1,84
18	5,78	5,45	6,36	5,27	6,73	5,12	7,16	4,84	7,69	4,44	7	4,01	6,36	3,31	4,98	2,45	4,24	1,96
20	5,99	5,7	6,63	5,48	7	5,33	7,42	5,09	8,06	4,66	7,31	4,2	6,63	3,46	5,14	2,54	4,4	2,05
23	6,41	6,04	7,1	5,79	7,47	5,64	7,9	5,39	8,53	4,93	7,79	4,44	7,1	3,68	5,51	2,73	4,66	2,18
25	6,63	6,28	7,37	6,07	7,79	5,85	8,22	5,58	8,85	5,12	8,06	4,63	7,37	3,83	5,72	2,82	4,82	2,27

Ta = Outside air temperature, °C


DB = Dry bulb

LWT = outlet water temperature (flow), °C


Qh = Rated power, Kw

PERFORMANCE TABLES PROCIDA AWS X10 - PROCIDA AWS XB10


Performance data table in heating mode PROCIDA AWS X10 - PROCIDA AWS XB10

	Ta °C - DB											
	-25		-20		-15		-10		-7		-2	
LWT [°C]	Qh	COP	Qh	COP	Qh	COP	Qh	COP	Qh	COP	Qh	COP
25	4,09	3,99	4,94	4,21	5,89	4,5	6,75	4,68	7,22	4,97	8,08	5,18
30	3,99	3,24	4,85	3,49	5,7	3,74	6,56	3,96	7,03	4,17	7,79	4,39
35	3,90	2,73	4,56	2,88	5,32	3,06	6,18	3,31	6,65	3,53	7,41	3,74
40	3,90	2,34	4,56	2,59	5,32	2,81	6,18	2,99	6,65	3,13	7,41	3,38
45	-	-	4,56	2,27	5,32	2,48	6,18	2,7	6,65	2,81	7,41	2,99
50	-	-	-	-	5,13	2,09	5,99	2,27	6,46	2,38	7,22	2,55
55	-	-	-	-	-	-	5,70	1,87	6,08	1,94	6,84	2,12
60	-	-	-	-	-	-	-	-	5,80	1,58	6,46	1,66

Performance data table in heating mode PROCIDA AWS X10 - PROCIDA AWS XB10

	Ta °C - DB															
	2		7		10		15		20		25		30		35	
LWT [°C]	Qh	COP	Qh	COP	Qh	COP	Qh	COP	Qh	COP	Qh	COP	Qh	COP	Qh	COP
25	8,93	5,4	8,74	5,61	9,03	5,87	9,5	6,41	9,41	6,8	8,55	6,73	7,51	7,34	5,89	7,77
30	8,65	4,61	9,22	5,11	9,5	5,43	10,07	5,79	9,98	6,19	9,03	6,19	7,89	6,69	6,18	7,16
35	8,08	3,85	9,5	4,61	9,79	4,86	10,36	5,29	10,26	5,51	9,31	5,51	8,17	6,12	6,37	6,48
40	8,08	3,6	9,5	4,1	9,79	4,32	10,36	4,68	10,26	4,93	9,31	4,89	8,17	5,4	6,37	5,76
45	8,08	3,17	9,5	3,6	9,79	3,78	10,36	4,1	10,26	4,32	9,31	4,53	8,17	4,75	6,37	5,04
50	7,79	2,63	9,22	3,09	9,5	3,24	10,07	3,56	9,98	3,71	9,03	3,89	7,89	4,07	6,18	4,35
55	7,41	2,23	8,74	2,59	9,03	2,73	9,5	2,95	9,41	3,13	8,55	3,24	7,51	3,42	5,89	3,67
60	7,03	1,76	8,27	2,09	8,55	2,16	9,03	2,3	8,93	2,41	8,08	2,55	7,13	2,66	5,51	2,84

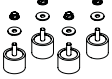
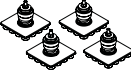
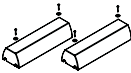
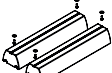









Performance data table in cooling mode PROCIDA AWS X10 - PROCIDA AWS XB10

	Ta °C - DB																	
	10		15		20		25		30		35		40		45		48	
LWT [°C]	Qh	EER	Qh	EER	Qh	EER	Qh	EER	Qh	EER	Qh	EER	Qh	EER	Qh	EER	Qh	EER
7	5,33	3,89	5,92	3,75	6,24	3,64	6,63	3,46	6,76	3,18	6,5	2,86	5,92	2,38	4,62	1,75	3,9	1,4
8	5,46	4,01	6,11	3,87	6,44	3,75	6,83	3,58	6,96	3,26	6,7	2,95	6,11	2,43	4,75	1,78	4,03	1,46
9	5,66	4,15	6,24	4,01	6,57	3,87	7,02	3,69	7,15	3,38	6,89	3,04	6,24	2,52	4,94	1,86	4,1	1,52
10	5,79	4,24	6,37	4,09	6,7	3,95	7,22	3,81	7,35	3,46	7,02	3,12	6,37	2,58	5,01	1,92	4,23	1,52
11	5,92	4,35	6,57	4,21	6,96	4,07	7,35	3,87	7,54	3,58	7,22	3,21	6,57	2,66	5,07	1,95	4,36	1,57
12	6,11	4,47	6,7	4,3	7,15	4,18	7,54	3,98	7,67	3,67	7,41	3,29	6,7	2,72	5,27	2	4,49	1,6
13	6,24	4,61	6,89	4,44	7,35	4,3	7,74	4,09	7,87	3,78	7,61	3,38	6,89	2,83	5,4	2,09	4,55	1,66
14	6,44	4,7	7,15	4,52	7,48	4,41	7,93	4,21	8,13	3,84	7,8	3,46	7,15	2,89	5,53	2,12	4,68	1,72
15	6,57	4,84	7,28	4,64	7,67	4,5	8,19	4,3	8,32	3,92	8	3,55	7,28	2,95	5,72	2,15	4,81	1,75
18	7,02	5,18	7,74	5,01	8,13	4,84	8,65	4,61	8,91	4,24	8,52	3,81	7,74	3,15	6,05	2,32	5,14	1,86
20	7,35	5,44	8,13	5,21	8,58	5,1	9,1	4,84	9,3	4,44	8,91	3,98	8,13	3,32	6,31	2,43	5,33	1,98
23	7,74	5,76	8,58	5,53	9,04	5,38	9,62	5,13	9,82	4,7	9,43	4,24	8,58	3,49	6,63	2,58	5,66	2,06
25	8,00	5,98	8,91	5,78	9,36	5,58	10,01	5,33	10,21	4,9	9,82	4,41	8,91	3,67	6,96	2,69	0	2,18


Ta = Outside air temperature, °C
 DB = Dry bulb
 LWT = outlet water temperature (flow), °C
 Qh = Rated power, Kw



HEAT PUMP ACCESSORIES

Item	Description	PROCIDA AWM	PROCIDA AWS	PROCIDA AWS XB	Code
	Kit of base vibration-damping feet / 4 pcs Standard installation. Nuts and washers for assembly are included.	●	●	●	DKPIEBAS00
	Kit of spring vibration-damping feet + rubber support / 4 pcs Balcony installation. Nuts and washers for assembly are included. Including two pairs of feet featuring different rigidity for inverter side pump balancing.	●	●	●	DKPIEMOL00
	Kit of rubber support bars / 2pcs – Length 450 mm. Installations to keep 9.5 cm ground clearance. Including fixing screws and washers. SUITABLE FOR PROCIDA AWM X6 – X8 SUITABLE FOR PROCIDA AWS 4 (O) – 6 (O) – 8 (O) – 10 (O)	●	●	●	DKBARSUP00
	Kit of rubber support bars / 2pcs – Length 600 mm. Installations to keep 9.5 cm ground clearance. Embedded aluminium profile Including fixing screws and washers. SUITABLE FOR PROCIDA AWM X10 – X12 – X14 – X16 – T12 – T14 – T16	●			DKBARSUP01
	Kit of 1" F-F L 200 mm flexible pipes / 2pcs Including insulation to be installed	●	●	●	DKTUBIFL00
	Kit of 1" M-F taps / 2pcs Including 1" gaskets	●	●	●	DKRUBINE00
	Kit of 1" M connection freeze protection valve / 1pc WARNING two valves must be installed: one for delivery and one for return.	●			DKVALANT00
	Kit of 1" M connection 3-way deviating valve / 1pc	●			DKVALDEV00
	Kit of 1" nipples / 2pcs	●	●	●	DKNIUPLE00
	Kit of 1" sleeves / 2pcs	●	●	●	DKMANICT00
	Kit of 1" 1/4 - 1" connections / 2 pcs	●	●	●	DKRACCOR00
	Autoflow pump - 7 m centre distance 180 mm connection G 1 ½ M	●	●	●	0KCIRCOL03
	Autoflow pump – 12 m centre distance 180 mm connection G 1 ½ M	●	●	●	0KCIRCOL04

WHPS PDC DS/SS +



WHPS PDC DS + is a heat pump water heater

PLUS

- Steel tank with double layer vitrification
- Double auxiliary coil
- Condenser wrapped externally to the boiler
- Management of a solar system (circulator and probes)
- Time programming of operation

- High efficiency compressor with R134a refrigerant

TECHNICAL FEATURES

- Possibility of interfacing with a photovoltaic system
- Possibility to remotely control switching on and off
- Anti-legionella function
- Anti-corrosion magnesium anode to ensure the durability of the tank
- DHW recirculation management (alternative to the solar system)

Models	Total height [mm]	Useful volume [l]	Gross weight [Kg]
300 DS +	1888	273	144
300 SS +	1888	278	136

По вопросам продаж и поддержки обращайтесь:

Алматы (7273)495-231
Ангарск (3955)60-70-56
Архангельск (8182)63-90-72
Астрахань (8512)99-46-04
Барнаул (3852)73-04-60
Белгород (4722)40-23-64
Благовещенск (4162)22-76-07
Брянск (4832)59-03-52
Владивосток (423)249-28-31
Владикавказ (8672)28-90-48
Владимир (4922)49-43-18
Волгоград (844)278-03-48
Вологда (8172)26-41-59
Воронеж (473)204-51-73
Екатеринбург (343)384-55-89
Иваново (4932)77-34-06
Ижевск (3412)26-03-58
Иркутск (395)279-98-46
Казань (843)206-01-48

Калининград (4012)72-03-81
Калуга (4842)92-23-67
Кемерово (3842)65-04-62
Киров (8332)68-02-04
Коломна (4966)23-41-49
Кострома (4942)77-07-48
Краснодар (861)203-40-90
Красноярск (391)204-63-61
Курск (4712)77-13-04
Липецк (4742)52-20-81
Магнитогорск (3519)55-03-13
Москва (495)268-04-70
Мурманск (8152)59-64-93
Набережные Челны (8552)20-53-41
Нижний Новгород (831)429-08-12
Новокузнецк (3843)20-46-81
Ноябрьск (3496)41-32-12
Новосибирск (383)227-86-73

Омск (3812)21-46-40
Орел (4862)44-53-42
Оренбург (3532)37-68-04
Пенза (8412)22-31-16
Петрозаводск (8142)55-98-37
Псков (8112)59-10-37
Пермь (342)205-81-47
Ростов-на-Дону (863)308-18-15
Рязань (4912)46-61-64
Самара (846)206-03-16
Саранск (8342)22-96-24
Санкт-Петербург (812)309-46-40
Саратов (845)249-38-78
Севастополь (8692)22-31-93
Симферополь (3652)67-13-56
Смоленск (4812)29-41-54
Сочи (862)225-72-31
Ставрополь (8652)20-65-13
Сургут (3462)77-98-35

Сыктывкар (8212)25-95-17
Тамбов (4752)50-40-97
Тверь (4822)63-31-35
Тольятти (8482)63-91-07
Томск (3822)98-41-53
Тула (4872)33-79-87
Тюмень (3452)66-21-18
Ульяновск (8422)24-23-59
Улан-Удэ (3012)59-97-51
Уфа (347)229-48-12
Хабаровск (4212)92-98-04
Чебоксары (8352)28-53-07
Челябинск (351)202-03-61
Череповец (8202)49-02-64
Чита (3022)38-34-83
Якутск (4112)23-90-97
Ярославль (4852)69-52-93

Россия +7(495)268-04-70

Киргизия +996(312)-96-26-47

Казахстан +7(7172)727-132